

How to access Google Classroom



- 1) Log into your Student Portal

Login with your DoE account

User ID

Example: Jane.citizen1

Password

Log in

[Forgot your password?](#)

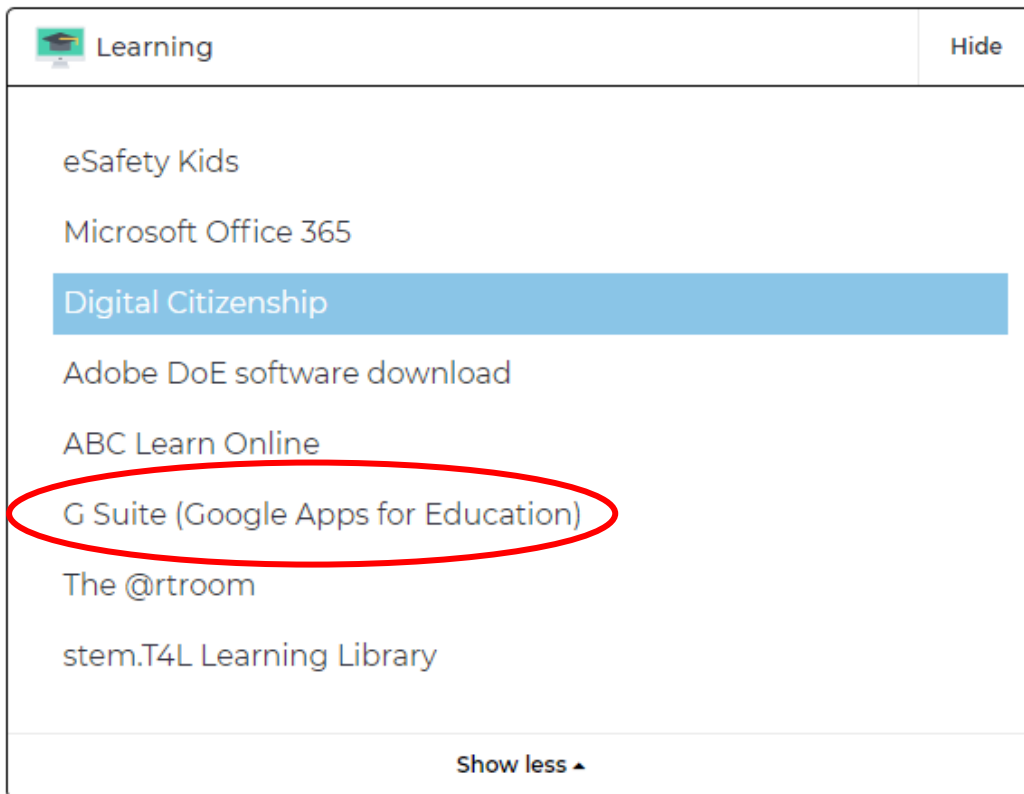
- 2) In the “Learning” section, click “Show more”

Learning	Hide
<p>eSafety Kids</p> <p>Microsoft Office 365</p> <p>Digital Citizenship</p>	
<p>Show more ▾</p>	



How to access Google Classroom

3) Click "G Suite (Google Apps for Education)"



4) Click "Continue" to Verify it's you

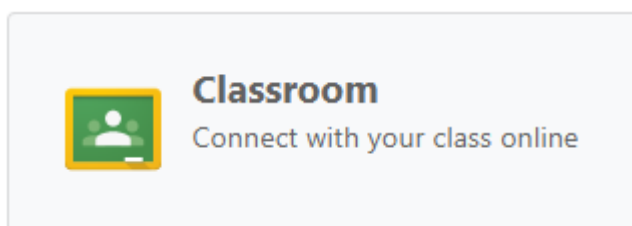
We would like to confirm the referenced account is yours.

If you recognize this account, please press continue.

[I don't recognize this account](#)



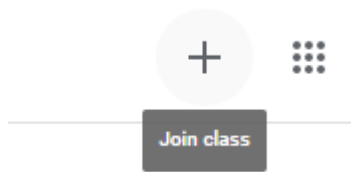
5) Click "Classroom"



How to access Google Classroom



- 6) **If you do not see your subject** then you can add it by pressing the + symbol on the top right to join a class



- 7) Enter the class code provided to you to Join

Join class

Ask your teacher for the class code, then enter it here.

Cancel Join