



JAMES BUSBY HIGH SCHOOL

# YEAR 11


# ASSESSMENT BOOKLET

# 2022

**THIS ASSESSMENT BOOKLET SHOULD BE READ IN CONJUNCTION WITH THE  
JBHS ASSESSMENT POLICY 2018 (Amended June 2021)**



# SCHOOL VISION STATEMENT



James Busby High School aims to provide a safe and caring environment where positive relationships are respected and valued across the whole school community. Students are provided with a diverse range of learning experiences within a dynamic, innovative and creative environment. Quality teaching is our core business where all student achievement is actively promoted and valued.

# CONTENTS

## ASSESSMENT PROCEDURES

3	JBHS Assessment Policy
4	HSC Course Assessment
5	School-Based Assessment
7	Assessment Procedures – Notification of Tasks
11	Assessment Procedures – Completing and Submitting Tasks
17	Late Tasks and Non-Submitted Tasks
20	Extended Leave
24	Disability Provisions
27	‘N’ Award Warning Letters and ‘N’ Determinations
33	Examinations
34	School-Based Assistance
37	Vocational Education and Training (VET) Subjects (Stage 6)
41	Further Information Specific to Senior Year Groups
43	The Record of Student Achievement (RoSA)
45	Appeals and the Appeals Committee
46	Formal Examination Procedures

## ASSESSMENT SCHEDULES

49	ANCIENT HISTORY
50	BIOLOGY
51	BUSINESS STUDIES
52	CHEMISTRY
53	COMMUNITY AND FAMILY STUDIES
54	DESIGN & TECHNOLOGY
55	EARTH & ENVIRONMENTAL SCIENCES
56	ENGLISH ADVANCED
57	ENGLISH STANDARD
58	ENGLISH STUDIES
59	ENGLISH EXTENSION 1
60	FOOD TECHNOLOGY
61	INDUSTRIAL TECHNOLOGY
62	JAPANESE BEGINNERS
63	LEGAL STUDIES
64	MATHEMATICS ADVANCED
65	MATHEMATICS STANDARD
66	MATHS IN TRADES
67	MATHEMATICS EXTENSION 1
68	MODERN HISTORY
69	MUSIC 1
70	NUMERACY
71	PDHPE
72	PHOTOGRAPHY, VIDEO & DIGITAL IMAGING
73	SPORT, LIFESTYLE AND RECREATION
74	VISUAL ARTS

## VOCATIONAL EDUCATION

75	VET Introduction
81	CONSTRUCTION
82	HOSPITALITY

## APPENDICES

83	Term Planner
----	--------------

# ASSESSMENT PROCEDURES

## JBHS ASSESSMENT POLICY 2018

The following information is taken from the *JBHS Assessment Policy 2018*. As such, all 'Assessment Procedure' headings are as per this policy. Numbers linked to headings indicate the section of the policy.

### WHERE CAN MORE INFORMATION BE FOUND?

Students should download and read the *James Busby High School Assessment Policy* (2018). This extensive document includes details of all expectations, rules and requirements related to assessment at this school. It provides additional information about all of the information contained in the booklet and covers Department of Education, NESA and James Busby High School policy.

A copy can also be requested from the Head Teacher Secondary Studies.

# HSC Course Assessment

A student's **final HSC mark** for each of the courses studied in Year 12 is determined by two components:

1. The student's performance on school based formal assessment tasks; and,
2. The student's performance on the external HSC examination,

Each of these marks contributes equally to the final HSC mark. Thus, performance on internal assessment tasks is important in calculating the final HSC mark for each course, as the HSC mark for a course is the average of the moderated assessment mark and the aligned examination mark, as seen below:

Board Developed Courses	Examination Mark	Assessment Mark	HSC Mark	Performance Band
2 Unit English (Advanced)	75/100	70/100	73	4
1 Unit English Extension 1	41/50	36/50	39	2.3
2 Unit Geography	82/100	80/100	81	5
2 Unit Mathematics	72/100	69/100	71	4
2 Unit Modern History	71/100	70/100	71	4
1 Unit History Extension	43/50	42/50	43	2.3
2 Unit Primary Industries	Refer to Vocational documentation	Refer to Vocational documentation		
1 Unit Primary Industries Extension	76/100	N/A	76	4
Primary Industries Examination				
Board Endorsed Courses				
2 Unit Outdoor Recreation	Refer to TAFE transcript			
Board Developed Courses (Preliminary)				
2 Unit English (Advanced)				
1 Unit English Extension				
2 Unit Geography				
2 Unit Mathematics				

## Examination mark

Shows your performance in the exam set and marked by the Board of Studies.



## Assessment mark

The marks you received for your assessment tasks set by and marked at school during the year.



## HSC mark

A 50:50 combination of your examination mark and assessment mark.

Examination Mark	Assessment Mark	HSC Mark	Performance Band
76	70	73	4

## Performance band

The performance band your HSC mark falls into.

On your Course Report, each performance band has a corresponding description of a typical performance by a student within that HSC mark range. The higher your performance band, the better your performance in that course.

Students should note that internal assessment tasks will not necessarily cover the entire range of syllabus outcomes, but will cover a representative sample of the outcomes for the entire course. In a similar light, the HSC examination for each subject will not seek to cover every outcome from the syllabus.

## **4. SCHOOL BASED ASSESSMENT**

### **4.1 What is the Purpose of School-based Assessment?**

The purpose of school-based assessment is to provide an indication of each student's achievement in a wider range of syllabus objectives than those measured by formal examinations such as the HSC examination. This assessment allows due weight to be given during a course to a student's achievements which, although evident to the class teacher, may not be adequately assessed in an external examination alone. Therefore, assessment covers both examination and non-examination objectives.

### **4.2 Formative Assessment**

Formative assessment occurs during the delivery of a course and it gives direct feedback to the teacher and student concerning student progress. This form of assessment does not usually contribute toward the final assessment mark but is equally important in providing a conceptual understanding of the subject matter. Formative assessment also includes ongoing and informal observation, evaluation and assessment by the class teacher.

Teachers at JBHS will employ a range of formative assessment to provide ongoing information to staff, parents and students about student progress and required areas for additional focus or revision. Formative assessment practices are especially important in courses where opportunities for summative assessment are limited through time, opportunity or specific stage-based caps.

### **4.3 Task Numbers and Caps**

Except for in circumstances where an individual course or syllabus requires otherwise, or where exceptions under Section 4.3.1 dictate, the following caps will be adhered to in terms of the number of formal school-based assessment tasks that students may be asked to complete:

- Year 7 – 3 Tasks
- Year 8 – 3 Tasks
- Year 9 – 4 Tasks
- Year 10 – 4 Tasks
- Year 11 – 3 Tasks
- Year 12 – 4 Tasks

#### **4.3.1 Task Numbers and Caps for 100 Hour or Equivalent Courses**

Stage 4 and 5 courses with a total period allocation of fewer than five in a cycle will be capped at two tasks.

Stage 6 courses with a total period allocation of fewer than five in a cycle (1 Unit courses), including 'on-timetable' and 'off-timetable' lessons, will be capped at two tasks.

## **4.4 Assessment-Free Weeks**

Certain weeks in the school diary will be designated as 'assessment-free'. These are weeks during which NO assessment tasks will be scheduled or held for either a specific year group or the entire school. Assessment-free weeks are required for two purposes:

- To allow a cohort adequate time before major examinations to prepare through study.
- To allow for disability provisions to be available for all eligible students across the school, which would not be otherwise possible during major examinations.

Assessment-free periods will be maintained for all subjects, irrespective of whether any student in the subject or scheduled examination requires disability provisions.

### **4.4.1 Assessment-Free Schedule**

The following schedule of assessment-free weeks will be maintained during planning of assessment schedules and delivery of assessment tasks:

<b>Term</b>	<b>Week</b>	<b>Cohort</b>	<b>Purpose</b>	<b>Exceptions</b>
3	4	Year 12	Trial HSC Exam Preparation	Year 7-11
3	5	Years 7-12	Trial HSC Examinations	None
3	6	Years 7-12	Trial HSC Examinations	None
3	8	Year 11	Preliminary Course Exam Preparation	Years 7-10 & 12
3	9	Years 7-12	Preliminary Course Examinations	None
3	10	Years 7-12	Preliminary Course Examinations	None
4	1-2	Years 7-12	Stage 5 (Year 10) Examinations	None
4	4	Year 9	Stage 5 (Year 9) Exam Preparation	Years 7-8 & 10-12
4	5	Years 7-12	Stage 5 (Year 9) Examinations	None
4	7-10	Years 7-11	Cut-off dates for NESA & JBHS Reporting	HSC Courses

## 5. ASSESSMENT PROCEDURES – NOTIFICATION OF TASKS

### 5.1 How Will Students Know about Assessment Tasks?

Students will be notified of all assessment tasks both at the beginning of a course and at least two weeks before each assessment task. This will be achieved through the creation and distribution of:

1. Assessment Booklets at the beginning of each year and
2. Assessment Schedules for each course and
3. Assessment Notifications at least two weeks before each assessment task.

#### 5.1.1 Assessment Booklets

Students will be informed of the week in which all Assessment Tasks, including examinations, will be held for the entire year through the year-group-specific *Assessment Booklet*. This booklet will contain:

1. A summary of the key features of the JBHS Assessment Policy
2. Details of assessment procedures and rules
3. An Assessment Schedule for every course
4. Course and stage-specific information such as electives, exams and VET courses
5. Appendices containing samples of forms referred to in this document and required by students for assessment purposes
6. Assessment Planners for students to create their personalised Assessment Diary.

#### 5.1.2 Assessment Schedules

Every course will have an Assessment Schedule prepared for and distributed to students. These Assessment Schedules will be published in the annual year-group-specific Assessment Booklet, but classroom teachers may still hand out and discuss the schedule in a class setting to confirm understanding of the schedule. This practice will be at the discretion of the individual teacher or faculty.

All Assessment Schedules will be created and distributed using the common '*JBHS Assessment Schedule*' proforma to ensure consistency and clarity for students and parents / guardians.

Assessment Schedules will include a list of tasks to be assessed during the course, with the following information clearly provided for each course:

- a) **Nature of Task** – The type of task, such as an essay, speech, examination, etc.
- b) **Task Details / Content** – The topics or syllabus content area(s) or dot-points expected to be covered in the task.
- c) **Date of Task** – A specific term and week. More specific dates and/or periods will be identified in the *Assessment Notification* provided to students.
- d) **Outcomes Assessed** – A list, in simple numerical form, of the course outcomes to be assessed in the task.
- e) **Components/Modes** – A mark breakdown of the components or modes of the course being assessed, as stated in individual course syllabus documents. These components or modes will be different for each course but could include components such as "Knowledge and Understanding, Tools and Skills, Research and Fieldwork and Communication of Ideas" or "Speaking, Reading, Writing and Listening" as two examples.



- f) **Total Weighting** – The total weighting or percentage of available course marks allocated to each specific task. All weightings will add up to a total of 100% for 2 Unit subjects and 50% for Extension subjects.
- g) **Course Outcomes** – A list of all course outcomes, providing labels and full outcomes.

### **5.1.3 Assessment Notification**

Students in all year groups will be given **at least two weeks written notice** of Assessment Tasks and the outcomes to be assessed by the task. This notice will be provided by classroom teachers by use of an official '*Notification of Assessment*'.

It is the student's responsibility to be alert to the notification of tasks. In cases of any absence from school, students will need to check with their teachers on the first day of their return regarding the issuing of tasks. Again, this is the student's responsibility. As a guide, students should refer to their stage/year-specific *Assessment Booklet* to identify the timing of assessment tasks and, therefore, Assessment Notifications. Where a student does not seek this information, the class roll indicating the student's absence will act as evidence of the notification process and the student's failure to seek this notification. Where possible, teachers should attempt to inform students returning from an absence of any assessment material they have missed.

All Assessment Notifications will be created and distributed using the common "*JBHS Assessment Task Notification*" proforma to ensure consistency and clarity for students and parents / guardians.

Assessment Notifications will include:

1. The **name of the course** being assessed.
2. The **faculty** in which the course is taught.
3. The **task number**, as outlined in the Assessment Schedule.
4. A **description of the type** or nature of the task.
5. A **Specific due date** (week, term, date and, where possible, period.) Where a task is due on different days for different classes, details will be given for the due day and period for each individual class, but this can appear on one notification. If the task is an ongoing practical task, a range of dates will be provided including the start and end date as a minimum.
6. The **task weighting** (% of course marks available) and **task marks** (total out of which the task will be marked).
7. A list of the **specific outcomes being assessed**. These outcomes will reflect the outcomes listed in the initial Assessment Schedule.
8. A **task description**, outlining specific details of the task.
9. A **procedure or set of instructions** outlining steps required for the completion of the task. This could be provided as a set of 'Submission Requirements'.
10. An outline of the means by which **feedback** will be provided.
11. An acknowledgment that **Disability Provisions** requirements have been addressed.
12. Specific **marking guidelines and criteria** with a breakdown of student achievement plotted against a resulting band and/or marks awarded for the achievement. Criteria will include a dot point summary of student achievement required for questions of appropriate mark value.
13. A reminder of the **consequences of failing to follow fundamental assessment rules** as stated in this policy.
14. **Other important information** relevant to the faculty, course or task being assessed.

15. A **return slip to be completed, signed and returned to the teacher**. This return slip will be retained at a faculty level as evidence that notification has been provided to students.
16. A **'Notice of a Change to this Assessment Task'** in any case where details of the task have changed from the original Assessment Schedule.

As outlined above, where a task will be held for a range of classes over a period of days, the notification will provide a date and, where appropriate, a period, for each individual class. If the task is an ongoing practical task, a range of dates will be provided including the start and end date as a minimum.

If a teacher is absent on the day that an Assessment Notification is due to be distributed to students, the minimum two weeks' notice will be maintained. For this reason, the notification will either be handed out by the Head Teacher on the specified date or will be handed out by the teacher on his/her return, with a *Notification of a Change to an Assessment Task* attachment indicating the new due date for the task at least two weeks after the distribution of the notification. If the absence does not lead to a breach of the two-week notice rule, then the notification will be distributed on the teacher's return and the original due date will stand.

#### **5.1.4 Notification of a Change to an Assessment Task**

In some circumstances, an amendment may need to be made to a planned assessment task. This will be avoided where possible but may be required in instances when a school event clashes with a published date, course progress requires a change to a task or a range of other operational, educational or personnel reasons where a change of date is required. Teachers and Head Teachers are required to make every effort to avoid creating unfair workloads on students by moving assessment tasks to a time where other tasks are already due. This should be done through negotiation with the class(es) impacted.

**All changes to assessment dates must be approved by the Head Teacher.**

Where the details of an assessment task need to be changed, students will be provided with an official "*Notice of a Change to an Assessment Task*" notification. This notification will be distributed as part of the Assessment Notification, a minimum of two weeks before the published date of the task and will include:

1. An **outline of the change** required
2. A **statement of compliance** with other aspects of assessment policy
3. A **return slip to be completed, signed and returned to the teacher**. This return slip will be retained at a faculty level as evidence that notification has been provided to students.

Just as it is a student's responsibility to check if they have missed an Assessment Notification in cases of absence, it is also his/her responsibility to ask if a Change to an Assessment Task notification has been distributed. This should be done by the student in the normal course of checking what a s/he has missed during an absence from school. Where a student does not seek this information, the class roll indicating the student's absence will act as evidence of the notification process and the student's failure to seek notification. Where possible, teachers should attempt to inform students returning from an absence of any assessment material they have missed.

The school reserves the right to declare an assessment task null and void and set the task again for all students where there is doubt as to the validity of the setting, submission or marking of the

tasks. This situation will be rare and will be determined only by the Principal. Students will be given reasonable warning of such a decision by the Head Teacher, Deputy Principal or Head Teacher Secondary Studies.

## **5.2 Major Works or Practical Tasks with a Number of Components**

NESA guidelines clearly identify that, where limits apply to the number of assessment tasks allowed in a Stage 5 or Stage 6 course, no task can be made up of multiple components that could be interpreted as separate tasks. At times, however, a practical subject may require smaller practical components to be delivered to make up the entirety of the assessment task. In these cases, Assessment Schedules and Assessment Notifications will clearly indicate the marks allocated for each component. All components will be due at the same time. If a task has multiple components due at different times, each component will be considered a separate task.

## **6. ASSESSMENT PROCEDURES – COMPLETING & SUBMITTING TASKS**

### **6.1 Do Students Have to Complete All Assessment Tasks?**

Yes. The Department, NESAs and JBHS all expect that a serious attempt be made on all assessment tasks. In addition, it is a requirement of Stage 5 and Stage 6 courses that tasks that make up a total of “in excess of 50% of available course marks” must be completed with a serious attempt, otherwise the student may be ‘N’ Determined in that course and may be at risk of not achieving the credential available at the end of that course or stage.

### **6.2 Submission of Assessment Tasks**

All assessment tasks must be submitted by the due date as indicated in the Assessment Notification. If students fail to comply then they will be penalised according to details in Section 7.2. A student may submit an assessment task ahead of the due date in the manner outlined in the task notification.

#### **6.2.1 Submitting Tasks Electronically**

Submission of assessment tasks by electronic means can only occur with specific and prior arrangement with the Head Teacher or subject teacher concerned, unless the task specifically requires it. Where submission by electronic means is a requirement of the task, then the task must be submitted in this way unless other arrangements have been negotiated with the teacher. Teachers should be mindful of issues regarding access to technology when considering negotiating alternative arrangements for a task to be submitted. Equity issues will be considered in such cases.

Inability to submit a task in the manner required in the task, whether submission is to be electronic or physical, is not an excuse for late submission or non-submission, nor is it grounds for appeal. A student must deal with these issues via discussion with the teacher before the due date.

#### **6.2.2 Student Responsibility in Submitting Tasks**

Students are responsible for the planning of their work to ensure submission or preparation for tasks does not become an issue. Development of time management skills is an important part of the teaching and learning process.

Students are expected to be organised enough to submit a task in person, in the manner specified and on time. Reasonable attempts must be made to submit a task to the class teacher or other teacher as designated on the Assessment Notification. Only after these reasonable attempts are made and fail may a student submit the task to the Head Teacher of the faculty, who will note the time and date of submission. The definition of a “reasonable attempt” in this context will be at the discretion of the Head Teacher of the faculty.

Tasks that are simply left on a teacher’s desk or are given to another person to submit cannot be assumed to have been submitted on time, except in circumstances covered in Section 6.3.5.

### **6.2.3 Submitting a Task – Time of Day**

Assessment tasks (other than class tasks) must be submitted in the period allocated by the teacher on the due date or, ONLY if the teacher has given this approval to the entire cohort, by the end of the last scheduled lesson for the day. Submission after this time will result in the task being classified as late and will incur a late penalty as outlined below.

### **6.2.4 Partial Absence on the Day of or Absence the Day Before an Assessment Task**

For matters of procedural fairness, a student is not permitted to be absent from school for part of the school day if there is an assessment task to be submitted or completed in class later in that day. This scenario would create an unfair advantage in terms of additional preparation time for the student concerned when they should, in fact, be engaged with their learning in the classroom.

If a student is absent for part of the school day in these circumstances, then normal processes around penalties, Applications Due to Illness or Misadventure and evidence apply. Normal processes for late submission or non-submission of tasks will apply, as outlined in Section 7. Evidence must be provided to explain the absence.

If a student is absent from school the day before an assessment task is due, then this should be noted by the teacher. If this pattern of absence occurs for a second time, the teacher has the right to ask the student to follow normal processes around penalties, Applications Due to Illness or Misadventure and evidence. In this case, normal processes for late submission or non-submission of tasks will apply, as outlined in Section 7. Evidence must be provided to explain the absence.

A student is not permitted to be absent from class to work on an assignment where the remainder of the cohort is not afforded this opportunity. A student is not, for example, permitted to be working on an assessment task instead of attending regular lessons.

### **6.2.5 Absence on the Day of an Assessment Task Due to a School Activity**

At times, a school sanctioned activity may clash with a scheduled assessment task. Where possible, clashes will be avoided by ensuring staff who are arranging final dates for assessment tasks check the school calendar for school-organised events and by staff organising school events at short notice checking the school calendar for scheduled assessment tasks. Tasks or events already organised and communicated will take precedence over tasks or events being organised.

Where a clash is unavoidable, due to outside agencies dictating required dates for example, then the teacher organising the activity will need to negotiate a submission strategy with the course teacher for any students impacted by the clash. This could include a revised date, time or submission method for the assessment task. All assessment tasks will still be submitted, however.

No school-sanctioned events or activities will be organised for days during scheduled examination periods.

### **6.2.6 Absence Due to a VET Work Placement or Work Experience**

Due to the nature of Work Placement and Work Experience, and the educational and career opportunities these programs support, students attending either program when an assessment task is due will be permitted to make arrangements with their teachers to submit all assessment

tasks on time using an appropriate alternative submission method, either using 'Submission by Proxy' or electronic submission. All tasks will still be submitted, however.

A task will only be allowed to be submitted at the conclusion of the work program if prior and specific arrangements have been made with the teacher. If no prior and specific arrangements have been made, then late submission will be handled in accordance with Section 7.2.

Where possible, Work Placement and Work Experience will not be arranged for any day during a scheduled examination period.

### **6.2.7 Absence Due to a Religious Festival**

Where a religious festival falls on a day not gazetted as a NSW public holiday, provisions will be put in place to allow alternative submission of tasks due during the period of the religious festival.

In this policy, an event will be regarded as a "religious festival" involving a student if:

1. the school (the Principal or Principal's Delegate) is able to verify the nature of the event as being of religious significance to the community or a part of the community and
2. the event typically requires a day or days away from work or school to participate in celebrations related to the religious event and
3. a student is able to demonstrate their adherence to a religion participating in this event, typically supported by school enrolment information and/or a note from home.

Where a religious festival prevents a student from attending school to submit or sit an assessment task, the student will still submit or sit the task, but will do so according to the decision of the principal or principal's delegate. This could mean submitting or sitting the task:

- by proxy or electronically,
- prior to the religious festival or
- immediately after the religious festival, on the first day of return to school (default).

A decision on which method is to be used will apply to all students impacted and will, by default, be to allow the task to be submitted or sat after the religious festival has concluded.

Where possible, assessment tasks should not be scheduled for any day during an expected religious festival.

### **6.2.8 Submission of a Task by Proxy**

In extreme circumstances, where a student is absent from school with a genuine reason and still wishes to submit the task on time, s/he may choose to have a task submitted by a parent, sibling or peer. In this case, the proxy selected to submit the task must do so at the beginning of the school day. The task will be signed by a member of the office staff and have the time it was submitted recorded. Tasks submitted by proxy after the start of the school day will be treated as late and normal processes around penalties, Applications Due to Illness or Misadventure and evidence apply, as outlined in Section 7.

Where a student is absent from school with a genuine reason and still wishes to submit the task on time, s/he may choose to deliver the task to the front office to be passed to the teacher. In this case, the student must submit the task at the beginning of the school day and request that the office staff time-stamp and sign the front of the assessment task. Tasks submitted by an absent student after this time or tasks that have not been time-stamped and signed will be treated as late

and normal processes around penalties, Applications Due to Illness or Misadventure and evidence apply, as outlined in Section 7.

Generally, however, if a student is well enough to submit a task in person, then they would be considered well enough to attend school. No student is expected to risk their own health or safety to submit a task on time.

### **6.2.9 Reasonable Expectations for Submitting a Task – Risk to Health and Safety**

There is no expectation that a student will risk their own health or safety to submit or sit an assessment task. If a student is genuinely ill, if there is any risk that a student's health may be negatively impacted, if an illness may become significantly worse or if a student's safety is at risk by submitting or sitting an assessment task, the expectation is that the student would submit or sit the task on their return to school and that the Application Due to Illness or Misadventure process be followed, as outlined in Section 7.3.

## **6.3 Tasks Completed Over a Number of Periods**

Some tasks will require a number of periods to be completed by an entire cohort. These will generally be tasks of a more practical nature, rather than hand-in assignments, class tests or examinations. Such tasks could include:

- oral or performance tasks,
- group tasks, or
- practical works.

For details about submitting or completing these tasks, refer to Section 6.4.3.

### **6.3.1 Oral or Performance Tasks**

Students must be ready to present oral/performance assessment tasks on the specified due date. Students must show their teacher evidence that the task has been completed and is ready for presentation on the due date.

This may take the form of a written submission of what will be presented orally, inspection of a copy of the speech or script for the performance or submitting a PowerPoint that will constitute the presentation component of a task. No additions or amendments may be made after this time.

In many cases, the actual oral/performance presentations by students may take several periods over a number of days. On the specified day that the task is due, teachers will normally indicate to students the order in which they will make their presentations. Students must complete the task during the specified time. They may not negotiate a later time to gain an unfair advantage over other students and may not continue to work on the task after the first period of presentations.

### **6.3.2 Group Tasks**

Group tasks are to be completed on the specified due date. If a group member is away, the teacher or marker will decide on the most appropriate course of action. This may include the completion of the task by the remaining group members, in which case their component will be marked, or a postponement of the task until the entire group is present. Either course of action requires the completion of the correct procedures for the student being absent from a task,

including the supply of appropriate documentary evidence to explain the absence. See Section 7 for specific details about this process.

In cases where group tasks are presented over a number of periods, the same rules apply as for oral or performance tasks.

### **6.3.3 Stage 4 Major Works or Practical Tasks with a Number of Components**

NESA guidelines clearly identify that, where limits apply to the number of assessment tasks in a Stage 5 or Stage 6 course, no task can be made up of multiple components that could be interpreted as separate tasks. At times, however, a Stage 4 practical subject may require smaller practical components to be delivered to make up the entirety of the assessment task. In these cases, Assessment Schedules and Assessment Notifications will clearly indicate the timing of and marks allocated for each component.

In such cases, individual components will be submitted on the specified due date and, in the case that a component is not submitted, that component will be deemed late or not completed. Other components may still be submitted on time and marked, but the sum of the task submission must represent a “reasonable attempt”, or the entire task will be deemed a “non-serious attempt”. A reasonable attempt in these circumstances would typically constitute the submission of components attracting a mark in excess of 50% of the total mark.

### **6.3.4 Practical Works**

NESA rules clearly state that all Higher School Certificate Practical Works must be submitted by a specific time and a specific date. No work is to be completed after this time, even where works are not collected or marked until a later date.

James Busby High School deems these rules to cover all major works completed for formal assessment in every subject and in every cohort. That is, practical works that form part of a formal assessment process for courses from Years 7-12 will be submitted by the due date and, if specified, the due time, even in circumstances where the task is not marked until sometime later.

Students should not be removed from other classes to complete practical works and will not be removed for this purpose without the specific consent of the teacher and Head Teacher of the subject impacted. It is an expectation that students will complete practical works for all subjects in the timetabled class time of that subject, at home, or in designated break times as arranged with teachers of those practical subjects.

## **6.4 Malpractice**

Malpractice is dishonest behavior by a student which provides an unfair advantage over others. Malpractice is not acceptable from any student in any year group and clear and serious consequences will result if malpractice is found to have occurred, as outlined below.

### **6.4.1 Malpractice in a Test or Examination**

A zero mark will be recorded for malpractice in those tests or examinations which are Assessment Tasks.



Malpractice in a test or examination is defined as failure to comply with examination requirements, including:

- failure to follow a teacher or supervisor's instructions,
- communicating with other students during the test or examination,
- disturbing the work of other students or the test or examination itself,
- cheating by reference to other's work or to prepared work brought into the test or examination and
- taking unauthorised equipment, devices or materials into a test or examination room.

No books, papers, notes, MP3 players, mobile phones or equipment other than that permitted by the teacher or supervisor may be taken into the test or examination room. Approved calculators or electronic translators for specifically identified tests or examinations will be allowed. Failure to follow these rules will result in the awarding of a zero for the test or examination. A list of permitted and banned equipment and material is provided to all students before formal examination periods begin in Years 9-12.

#### **6.4.2 Malpractice in an Assessment Task**

A zero mark will be recorded for malpractice in those class-tasks which are Assessment Tasks.

Examples of malpractice in Assessment Tasks are:

- copying, buying, stealing or borrowing someone else's work in part or whole and presenting it as your own,
- using materials from books, journals, CDs or the internet without acknowledging the source,
- submitting work that contains a large contribution from another person, such as a parent, a coach or subject expert, that is not acknowledged and
- paying someone to write or prepare material that is associated with a task, such as process diaries, logs or journals.

Before a student is enrolled into Year 11 (Preliminary HSC) courses, they must undertake a program titled '*All My Own Work*'. This course deals with matters of malpractice and other cheating in Assessment Tasks.

## **7. Late Tasks and Non-Submitted Tasks**

### **7.1 Submitting Tasks on Time**

It is expected that students will sit or submit all tasks on the due date and at the due time. Students may choose to submit a task (other than in-class tasks and oral tasks) after the due date but no marks will be awarded, as outlined in Section 7.2.

### **7.2 Penalties for Late or Unsubmitted Tasks**

If a student fails to sit or submit a task, or sits or submits a task late, a mark of zero will be awarded. There is no provision for the deduction of marks for late tasks.

An *Application Due to Illness or Misadventure* can be completed and submitted by a student, but there is no guarantee that the application will be accepted. Therefore, students should, as far as possible, make every attempt to sit or submit a task on time and then apply for Illness or Misadventure afterwards if required. See Section 7.3 for further information on completing an Application Due to Illness or Misadventure.

### **7.3 Application Due to Illness or Misadventure**

All students have the right to speak to their Class Teacher, the Head Teacher or the Head Teacher Secondary Studies if they feel they have a genuine reason for submitting a task late or not at all. The process and rules around this process are outlined in Section 7.3.4. However, some aspects of the process are common across the entire school. This includes the following information.

#### **7.3.1 Reasons a Student MAY Apply for Illness or Misadventure Consideration**

Sometimes a student may encounter genuine circumstances that prevent them from submitting a task on time. Some of these circumstances MAY include:

- having an illness,
- being involved in a serious accident,
- being a victim of crime,
- experiencing a death in the family,
- experiencing trauma from other unforeseen events or
- other extreme circumstances not already covered.

#### **7.3.2 Reasons a Student may NOT Apply for Illness or Misadventure Consideration**

The following list outlines examples that are not reasonable excuses for a student to apply for Illness or Misadventure. That is, these are reasons that will generally NOT be accepted as an excuse for the late submission or non-submission of an assessment task. This list is for purposes of example only and is not exhaustive.

Some of these circumstances include:

- technology malfunction, including lost storage devices, broken printers including a lack of ink, internet outages (except for emergency cases where proof can be provided), computer failure, data backup failure
- lost notes, drafts or final work

- absence from school, unless it is formally approved leave and appropriate forms have been collected, completed and submitted and this has been discussed with the Head Teacher Secondary Studies. Please see Section 8 for further information about this.
- relationship problems
- difficulties in preparation or loss of preparation time as a result of an earlier illness
- loss of study time
- long term illnesses such as glandular fever, unless you suffer a flare up of the condition during the examination or when the assessment task is due
- the same grounds for which you received disability provisions, unless you experience additional difficulties during the examination or assessment task period
- misreading an examination or class timetable
- other commitments, such as participation in entertainment, work, sporting events or other school programs or attendance at examinations conducted by other educational organisations. (If an examination or assessment task clashes with any other genuine fixed school commitments, arrangements should be made with the Head Teacher / Classroom Teacher prior to the examination or task.)
- Illness or misadventure without appropriate supporting documentation.

### **7.3.3 Acceptance of Applications Due to Illness or Misadventure**

An Application for Illness or Misadventure can be completed and submitted by a student, but there is no guarantee that the application will be approved. Therefore, students should, as far as possible, make every attempt to sit or submit a task on time and then apply for illness or misadventure afterwards if required. A student should not assume that an application to have their late task marked will be accepted because this creates a risk that the student will rely on the success of an application, miss the task and then have their application rejected.

For oral tasks or in-class tasks, limited provision is available to re-sit the task, so every attempt must be made to complete the task on the set date. If permission is given to re-sit an in-class task, an alternative task may be used in place of the original task. This will be at the teacher's discretion.

A student should not attempt to sit or submit a task if their health or safety would be seriously impacted.

The process for applying for Illness / Misadventure is different for each year group, as is the process for deciding on the validity of applications. See Section 7.3.4 for details.

### **7.3.4 Appropriate Forms for an Application Due to Illness or Misadventure**

Students in Years 7-9 will need to collect the form titled '*Application Due to Illness or Misadventure – Years 7, 8 and 9*' from their teacher and complete it, attach documentation and return it to their teacher. The process will then be handled at a faculty level.

Students in Years 10-12 will need to collect the form titled '*Application Due to Illness or Misadventure – Years 10, 11 and 12*' from the Head Teacher of the subject, complete it, attach documentation and return it to the Head Teacher.

These forms can also be collected from the Head Teacher Secondary Studies but must be returned to the appropriate teacher or Head Teacher. For this reason and for purposes of open communication and assistance, forms should be obtained through the faculty concerned.

#### **7.4 Submitting or Sitting a Task After an Absence**

A student is required to submit an assessment task they have missed or be prepared to sit an in-class task they have missed on the very first day that they return to school. If the student does not have the particular subject in which they missed a task on the first day of their return, then they are required to see the teacher or Head Teacher of the subject on the first day of their return to either submit the task or negotiate a time to sit the in-class task they missed. It is the student's responsibility to complete this process and, if a student neglects to do so and waits until the next day that they have the subject, the task will be considered to be submitted late and normal processes for the late submission of a task will follow, as outlined in Section 7.2.

If permission is given to re-sit an in-class task, an alternative task may be used in place of the original task. This will be at the teacher's discretion.

#### **7.5 Applications for an Extension of the Due Date**

Extensions to assessment task due dates will not be provided to individual students, except for provisions covered under *Extended Leave* in Section 8 and *Applications Due to Illness or Misadventure* in Section 7.3.

Apart from the circumstances covered above, if an extension to the due date of an assessment task is to be provided to one student, it will also be extended to the entire cohort. In this case, a Notification of a Change to an Assessment Task will be distributed to students.

#### **7.6 Applications for Confidential Wellbeing Concerns**

In rare and extreme situations, a student may have serious wellbeing grounds, not supported by documentation, preventing them from sitting or submitting an assessment task on time or at all. In these situations, an *Application Due to Illness or Misadventure* can be submitted with the Head Teacher Secondary Studies, Head Teacher(s) Welfare, Deputy Principal or Principal providing information to support the application. In cases where confidentiality is required, evidence may not be recorded on the application, but approval of the application will be given by the Principal, with this approval recorded on the application.

## 8. Extended Leave

### **8.1 Extended Leave - Travel**

At times, it may be necessary for a student to apply for leave for domestic or international travel purposes. This should be avoided where possible so that a student's education is not negatively impacted. Where it is unavoidable, an application must be made to the school for permission to take such leave. This is compulsory and forms a part of the assessment process at JBHS. A student must have Extended Leave for Travel approved to be able to reschedule assessment tasks.

#### **8.1.1 What the Department of Education Says About Extended Leave - Travel**

The Department of Education clearly identifies that travel, both domestic and international, should not be conducted during the school term. The *Student Attendance in Government Schools – Procedures (School Attendance Policy 2015)* document makes a number of statements that should be considered when applying for Extended Leave for Travel. They include (with policy reference):

- A principal should not accept a reason for travel during school term if it is not in the best interests of the student. Educational, social and participation reasons, which (sic.) should be specified on the Application (Section 14.3)
- Principals should consult with parents about the intention of the travel and in the case of family holidays encourage parents to take holidays with their child during school vacation periods. (Section 14.5)
- Where a principal considers that the travel is appropriate during school term, the principal should issue (sic.) the parent with an Application for Extended Leave – Travel for completion and inform the parent that if the Application is accepted, the absences will be recorded as “L” – Leave. (Section 14.6)
- Principals should request travel documentation, such as travel itinerary or e-ticket, and ensure this is attached to the Application. (Section 14.7)
- Principals may decline to accept a parent's Application for Extended Leave – Travel. (Section 14.10)

#### **8.1.2 Procedures for Applying for Leave – Students and Parents**

Following the correct procedures for an Application for Extended Leave – Travel is the responsibility of the parent and student. The following procedures must be followed, with the next step only addressed with the completion of the previous step. A parent / carer must:

1. Contact the school principal to discuss the intention to apply for leave.
2. Collect an *Application for Extended Leave – Travel* form from the school office.
3. Return the completed form to the front office with appropriate travel documentation attached, such as a travel itinerary or e-ticket.
4. Await the approval of leave.
5. Collect and complete a *JBHS Application for Principal's Leave* form from the front office.
6. Return the completed form to the front office, where a copy will be retained, and the original will be returned to the parent / carer.

Students and parents should not assume that an Application for Extended Leave – Travel will be approved.

### **8.1.3 Timing of Applying for Extended Leave - Travel**

All leave must be applied for and approved at least two weeks prior to the leave period beginning.

Students and families must manage leave requests in consultation with class teachers and faculty Head Teachers.

### **8.1.4 Extended Leave (Travel) During an Assessment Task**

Students are expected to be at school for the duration of the school term and should, therefore, make it a priority to be at school for every assessment task. It is acknowledged, however, that in rare circumstances leave may be required during a period when an assessment task is due. This should be avoided wherever possible. In cases of illness or misadventure, then procedures outlined in Section 7.3 should be followed.

Students should discuss how a request for leave may impact assessment tasks with their class teacher and the faculty Head Teacher at least two weeks prior to the leave. If Extended Leave – Travel is approved, all assessment tasks due during the period of leave must be completed prior to the leave commencing, or submitted electronically by the due date and time if arranged with the consent of the teacher or Head Teacher. At the discretion of the teacher and / or Head Teacher, an assessment task in the form of a class test or examination may be completed on the student's return if there are concerns about the readiness of test/examination papers or test/examination paper security.

In the case of Extended Leave – Travel being approved, a student must make arrangements with the teacher and / or Head Teacher for an alternative time and / or task for any assessment that will be missed. This must be completed at least two weeks prior to the start of the leave period. The class teacher will consult with the Head Teacher on matters of approved Extended Leave – Travel and its impact on a student's assessment.

Students who do not make arrangements at least two weeks prior to the leave and who do not complete the required assessment task prior to taking leave will be penalised for non-completion and, therefore, receive a mark of zero in accordance with this JBHS Assessment Policy.

#### **8.1.4.1 Extended Leave (Travel) During an Assessment Task – Senior Students**

While the requirements outlined in Section 8.5 apply to all students, there are special considerations for students in Years 11 and 12. It is expected that all Year 11 and 12 assessment tasks will be completed at the scheduled time unless students are affected by illness or misadventure. Therefore, it is even more important that Year 11 and 12 students and families manage leave requests in consultation with class teachers and faculty Head Teachers, so that absences during assessment tasks can be avoided or minimised where possible.

In rare circumstances where Extended Leave – Travel is applied for and approved for a senior student, the student must complete the steps in Section 8.3, focussing on the following important aspects:

- Consult with the faculty Head Teacher at least two weeks prior to the scheduled task.
- Obtain an *Application for Principal's Leave* form from the front office and have the form completed by all classroom and Head Teachers for subjects in which an assessment task

will be missed. This form will record and advise of the negotiated time to submit or sit any assessment tasks that will be missed.

- Ensure that all hand-in tasks due during the period of leave are submitted prior to leave commencing or electronically by the due date and due time and that tests or examinations are completed in compliance with the completed *Application for Principal's Leave* form.

Failure to consult within the appropriate time, and failure to comply with task submission requirements, may result in penalties for non-completion and, therefore, the student may receive a mark of zero in accordance with this JBHS Assessment Policy.

### **8.1.5 Unapproved Extended Leave - Travel**

Applications for Extended Leave for Travel may be denied. See Section 8.2. for the Department's advice.

In the case that Extended Leave for Travel is NOT approved, then all assessment tasks need to be completed as scheduled and by the due date. As is the case with all assessment tasks, a student retains the right to submit a task ahead of the due date.

If leave is approved, it is recorded as an 'absence' from school. If leave is not approved, it is recorded as 'unjustified' leave.

### **8.2 Extended Leave for Other Purposes**

Leave applied for by students and parents/carers for purposes other than travel can also be approved and assessment processes modified accordingly. These purposes could include involvement in:

- an apprenticeship program, part or full time
- school approved or school-organised Work Experience
- VET Work Placement
- other school approved activities deemed educationally valid and not covered above.

The application process for extended leave not involving travel is the same as that for Extended Leave – Travel, except no travel documents will be required and no travel-specific forms will need to be completed. Other documentation may be required to show proof of involvement in the program dictating the need for extended leave and a *JBHS Application for Principal's Leave* will need to be completed and submitted in line with Section 8.1.

All requirements for the completion of assessment tasks during the period of extended leave, including due dates and submission requirements for tasks, will be in line with Section 8.1.

### **8.3 Student and Parent Responsibility Regarding Leave – A Summary**

It remains the responsibility of the student and parent to ensure that:

- leave is absolutely necessary, unavoidable and justified.
- there is not an expectation that leave will be approved.
- leave is applied for correctly, appropriately and at least two weeks in advance.
- all appropriate documentation is supplied.
- leave is approved prior to making arrangements regarding assessment tasks.

- if leave is to be approved, the *Application for Principal's Leave* form is collected and completed.
- if leave is not approved, all tasks are completed and submitted as scheduled.
- all assessment tasks due during leave are completed in compliance with the agreement in *Application for Principal's Leave* form.

Failure to adhere to these requirements will result in penalties for non-completion and, therefore, the student will receive a mark of zero in accordance with this JBHS Assessment policy.



## **10. Disability Provisions**

### **10.1 Introduction to Disability Provisions**

Disability provisions are practical arrangements designed to help students who couldn't otherwise make a fair attempt to show what they know in an exam room or assessment task. The provisions granted are solely determined by how the student's examination or assessment performance is affected. Provisions help students to show the markers what they know and can do.

Schools are responsible for determining and approving Disability Provisions for all school-based assessment tasks. NESA determines Disability Provisions for the Higher School Certificate examinations.

Any student with a disability recognised in the Commonwealth Disability Standards for Education 2005 can apply for Disability Provisions.

The definition of 'disability' in the *Disability Discrimination Act 1992* includes:

- physical
- intellectual
- psychiatric
- sensory
- neurological, and
- learning disabilities, as well as
- physical disfigurement, and
- the presence in the body of disease-causing organisms.

Disability Provisions apply only where the disability needs a practical arrangement to reduce disadvantage in an exam situation or assessment task. Disability Provisions also apply to temporary and emergency-related disabilities such as where a student breaks their writing arm a week before an examination.

Students may need provisions for:

- a permanent condition, such as diabetes or reading difficulty
- a temporary condition, such as a broken arm, or
- an intermittent condition, such as back pain when sitting for long periods.

Students who become ill during an examination period may be eligible to make an illness/misadventure application rather than a Disability Provisions application.

Disability Provisions could include diabetic needs, rest breaks, oral and sign interpreters, computers/laptops or readers and writers. These disability provisions would generally necessitate separate supervision arrangements.

### **10.2 Determining Disability Provisions**

The Learning Support Team (LST) will identify students who are entitled to Disability Provisions through internal and/or external assessment. These students must be provided with support as outlined in Section 10.1 wherever possible. Individual members of the Learning Support Team (LST) will be allocated a year group or stage group to coordinate in terms of Disability Provisions.

This list will be published annually or when changes occur. It is the responsibility of each coordinator to oversee processes for the determination and administration of disability provisions in line with NESA guidelines.

Students will be re-assessed by the LST every two years, or as required, to ensure that students remain eligible for Disability Provisions. This information will be updated on Sentral.

### **10.2.1 Year 7 Disability Provisions**

Eligibility for Disability Provisions for Year 7 students is determined by school-based criteria, except for NESA testing, which requires compliance with NESA Disability Provisions guidelines. With Year 7 NAPLAN testing, some Disability Provisions will be approved by the school, but other provisions must be approved by NESA. Every Year 7 student will be assessed during Term 1 to identify those students requiring Disability Provision.

### **10.2.2 Year 8 Disability Provisions**

Eligibility for Disability Provisions for Year 8 students is determined by school-based criteria.

### **10.2.3 Year 9 Disability Provisions**

Eligibility for Disability Provisions for Year 9 students is determined by school-based criteria, except for NESA testing, which requires compliance with NESA Disability Provisions guidelines. With Year 9 NAPLAN testing, some Disability Provisions will be approved by the school, but other provisions must be approved by NESA.

### **10.2.4 Year 10 Disability Provisions**

Eligibility for Disability Provisions for Year 10 students is determined by NESA criteria but will be approved at a school level. For Year 10 Minimum Skills Testing, some Disability Provisions will be approved by the school, but other provisions must be approved by NESA.

### **10.2.5 Year 11 Disability Provisions**

Eligibility for Disability Provisions for Year 11 students is determined by NESA criteria but will be approved at a school level. For Year 11 Minimum Skills Testing, some Disability Provisions will be approved by the school, but other provisions must be approved by NESA.

### **10.2.6 Year 12 Disability Provisions**

Eligibility for Disability Provisions for Year 12 students is determined by NESA criteria and must be approved by NESA for Higher School Certificate examinations, both written and practical. Applications for Disability Provisions generally open at the beginning of the Higher School Certificate course and close at the end of Term 1. As NESA Approval for Disability Provisions in Higher School Certificate examinations can be a long process, Year 12 students will be eligible for Disability Provisions in assessment tasks prior to a NESA ruling on the basis of the application of a school-based approval process based on NESA application guidelines. That is, the Year 12 Disability Provisions Coordinator, in consultation with the Head Teacher(s) Welfare, will determine the

eligibility of students to receive Disability Provisions based on a realistic expectation of NESA's ruling, supported by strict NESA criteria.

For Year 12 Minimum Standards Testing, some Disability Provisions will be approved by the school, but other provisions must be approved by NESA.

To apply for provisions for HSC examinations, schools must submit an online application to NESA. This application tells NESA which provision/s a student is requesting and includes recent evidence. Evidence may include medical reports, reading results, spelling results, writing samples and teacher comments.

### **10.3 Access to Disability Provisions**

Disability Provisions will be made available to eligible students for all assessment tasks where possible. A student may decline to use the Disability Provisions for which they are eligible, but staff will not deny an eligible student access to Disability Provisions for any task. Where a student is entitled to receive Disability Provisions but refuses, the LST Disability Provisions Coordinator for that grade will record this on Sentral and inform the parent where appropriate.

#### **10.3.1 Administering Disability Provisions**

The Learning Support Team will administer Disability Provisions for examinations and class assessment tasks where staffing permits. In the event that there are no LST staff available, either:

- the classroom teacher may be required to administer the Disability Provisions or
- the task may be completed at an alternative time to allow for Disability Provisions.

These options will only be considered in exceptional circumstances and after consultation with the classroom teacher and relevant Head Teacher.

#### **10.3.2 Administering Disability Provisions in Practical Assessment Tasks**

During practical assessment tasks, the LST members may be asked to assist by guiding students through stations or by monitoring a station. LST members will be clearly advised of what their roles are and must not be expected to have responsibility greater than their training.

Where practical tasks require more than one day, the classroom teacher will keep the LST informed as to when the assessment will begin and every period that it will continue.

## **12. 'N' Award Warning Letters and 'N' Determinations**

### **12.1 Compliant 'N' Determination Procedures and Processes**

JBHS will follow Warning Letter procedures and processes reporting on students failing to meet curriculum requirements in line with *NSW Department of Education (DoE)* and *NSW Educational Standards Authority (NESA)* policy and advice. The following section of the JBHS Assessment Policy clarifies and simplifies this process and stipulates specific steps that are to be followed at a faculty and school level where departmental or other school policies do not specifically cover procedure.

In general, a student will only be permitted to progress to the following academic year if, in the principal's view, there is sufficient evidence that the student has:

- followed the course developed by the NSW Education Standards Authority (NESA); and
- applied themselves with diligence and sustained effort to the set tasks and experiences provided in the course by the school; and
- achieved some or all of the course outcomes.

While NESA does not stipulate attendance requirements, principals may determine that, as a result of absence, the course completion criteria may not be met.

### **12.2 Specific Stage Policy Breakdown**

Processes to be undertaken in terms of students at risk of not fulfilling course requirements differ according to which individual stage or year group in which they are enrolled. This section outlines procedure for each individual stage.

#### **12.2.4 Stage 6 (Year 11)**

Teachers will utilise NESA 'N' Determination Warning Letters (Yellow) where appropriate. The emphasis will be on utilising these letters as a final option of reporting and rectifying concerns, rather than for discipline purposes. With regards to class work or homework, student inactions will first be followed up with correct classroom procedure before the option of 'N' Determination Warning Letters is exercised.

NESA 'N' Determination Warning Letters should be issued for non-attempts and non-serious attempts for Assessment Tasks and for significant coursework missed or incomplete. Teachers will continue to ensure effective communication with parents/guardians about non-completion issues. All contact with parents will be recorded on Sentral.

NESA 'N' Determination Warning Letters will be required across the duration of the course for a student to be 'N' Determined at the completion of Stage 6 Preliminary studies. Near the end of the Stage 6 Preliminary course (with dates to be determined by official NESA deadlines), Teachers and Head Teachers will be required to submit 'N' Determination nominations for students who have not met NESA requirements. A panel consisting of the appropriate Deputy Principal, the Head Teacher Secondary Studies and the Year Advisor will accept or reject all 'N' Determination nominations. For 'N' Determination nominations to be accepted, submissions must include official NESA 'N' Determination Warning Letters covering:

- assessment tasks with a total weighting of 50% or greater missed in a course and/or
- coursework of 50% or greater missed and
- the duration of the course.

In addition, evidence should be provided of:

- efforts to assist the student to complete incomplete coursework or assessment tasks, such as Senior Study Centre Referrals and correspondence with parents/guardians.

A Stage 6 Preliminary student who fails to complete an assessment task will be subject to action as outlined in this Assessment Policy, with specific focus on Section 7 and Section 8.

Preliminary Course Warning Letters (Yellow) are to be sent for students who:

- fail to attempt an assessment task,
- fail to make a serious attempt at an assessment task,
- fail to complete coursework (in class or at home) in a manner that shows a lack of sustained effort or diligence,
- fail to complete coursework due to unsatisfactory and/or unexplained absences,
- fail to complete significant sections of work due to sustained lack of application or
- cheat in an examination or submit work for assessment that is plagiarised, another person's or deliberately late to gain advantage.

In general, a student will only be permitted to progress to Year 12 if, in the principal's view, there is sufficient evidence that the student has:

- followed the course developed by the NSW Education Standards Authority (NESA); and
- applied themselves with diligence and sustained effort to the set tasks and experiences provided in the course by the school; and
- achieved some or all of the course outcomes.

While NESA does not stipulate attendance requirements, principals may determine that, as a result of absence, the course completion criteria may not be met.

### **12.2.5 Stage 6 (Year 12)**

Teachers will utilise NESA Warning Letters (Blue) where appropriate. The emphasis will be on utilising these letters as a final option of reporting, rather than for discipline purposes. With regards to class work or homework, student inactions should first be followed up with correct classroom procedure before the option of Warning Letters is exercised. NESA 'N' Determination Warning Letters should be sent for non-attempts and non-serious attempts for Assessment Tasks and for significant coursework missed or incomplete. Teachers will continue to ensure effective communication with parents/guardians about non-completion issues. All contact with parents will be recorded on Sentral.

NESA 'N' Determination Warning Letters will be required across the duration of the course for a student to be 'N' Determined at the completion of Stage 6. Near the end of the Stage 6 HSC course (with dates to be determined by official NESA deadlines), Teachers and Head Teachers will be required to submit 'N' Determination nominations for students who have not met NESA requirements. A panel consisting of the Principal, the appropriate Deputy Principal, the Head Teacher Secondary Studies and the Year Advisor will accept or reject all 'N' Determination nominations. For 'N' Determination nominations to be accepted, submissions must include official NESA 'N' Determination Warning Letters covering:

- assessment tasks with a total weighting of 50% or greater missed in a course and/or
- coursework of 50% or greater missed and/or
- the duration of the course.

In addition, evidence should be provided of:

- efforts to assist the student to complete incomplete coursework or assessment tasks, such as Senior Study Centre Referrals and correspondence with parents/guardians.

A Stage 6 HSC student who fails to complete an assessment task will be subject to action as outlined in this Assessment Policy, with specific focus on Section 7 and Section 8.

HSC Warning Letters (Blue) are to be sent for students who:

- fail to attempt an assessment task,
- fail to make a serious attempt at an assessment task,
- fail to complete coursework (in class or at home) in a manner that shows a lack of sustained effort or diligence,
- fail to complete coursework due to unsatisfactory and/or unexplained absences,
- fail to complete significant sections of work due to sustained lack of application or
- cheat in an examination or submit work for assessment that is plagiarised, another person's or deliberately late to gain advantage. Such cases of malpractice will be reported to the Head Teacher Secondary Studies to be added to the *NESA Malpractice Register*.

### **12.3 Points on Policy and Procedure**

The following points are areas of the JBHS Assessment Policy generally, and *Section 12 – 'N' Award Warning Letters and 'N' Determinations* specifically, that should be highlighted to ensure full compliance. Points of focus include:

#### **12.3.1 Appropriate Use of 'N' Award Letters**

The purpose of NESA 'N' Determination Warning Letters is to report on student failure to adhere to NESA requirements in terms of assessment, coursework and application.

#### **12.3.2 Steps Before Issuing 'N' Award Warning Letters**

Teachers will endeavour to approach students first and give them the chance to explain their failure to submit an assessment task or complete coursework before issuing Warning Letters. This may not always be possible, particularly with students who fail to complete an assessment task due to absences, but reasonable attempts will be made to discuss issues with the student. Where contact cannot be made with a student who has failed to submit an assessment task, 'N' Determination Warning Letters should be sent despite the lack of communication.

#### **12.3.3 Completion of a Task After a Warning Letter Has Been Issued**

If a student completes a non-submitted assessment task within the re-assigned due date, indicated on the official Warning Letter, the task will be marked and returned to the student. This task will receive a mark of zero but will not count towards the awarding of an 'N' Determination. This issue will be classed as 'resolved' / 'completed'. However, if the work is still not completed after the re-assigned due date has expired, its non-completion will count towards the awarding of an 'N' Determination in that course.

#### **12.3.4 Issuing a Second Warning Letter for the Same Task**

A second 'N' Determination Warning Letter can be sent for a task or coursework if it is still not completed, but this is not mandatory. If deemed appropriate, work that is still incomplete can be added as a second warning to any further 'N' Determination Warning Letters pertaining to additional tasks or work. The issuing of a second Warning Letter for a task is intended to provide an additional opportunity for a student to rectify a serious situation and, in the case of an 'N' Determination at the completion of the course, will be further evidence of attempts made to assist the student through the course.

### **12.3.5 Appropriateness of an 'N' Determination Warning Letter**

The important consideration in judging the appropriateness of an 'N' Determination Warning Letter is whether a student is showing "*sustained effort*" and "*diligence*". Students must engage with and attempt course outcomes, but do not need to be achieving all the outcomes of a course. Additionally, a student cannot be issued an 'N' Determination Warning Letter for achieving poor results in a task or an entire course.

### **12.3.6 Students Catching Up on Incomplete Work**

Students who have failed to complete an assessment task and/or significant coursework will be encouraged to complete work, even to the end of the course, but will not be given an opportunity to by-pass NESA's "*sustained effort*" or "*diligence*" requirements. Students will not be given a period of time at the end of the course to complete work to remove an 'N' Determination.

### **12.3.7 Reporting on Attendance Issues**

Poor attendance is not a reason for an 'N' Determination Warning Letter or an 'N' Determination. Absences will be reported in terms of coursework that has been missed. If a student misses an amount of coursework due to an absence that is considered significant, then 'N' Determination Warning Letters will be sent reporting "Incomplete Coursework", with the specific content or topic(s) listed.

### **12.3.8 Consistency**

Consistency is an essential part of this Assessment Policy and all associated processes. All faculties will implement this policy and, in reference to 'N' Determination processes, Section 12 of the policy. The purpose of consistency pertaining to 'N' Determinations is that students are not confused on the basis of an unfair process, inequity or inconsistency.

### **12.3.9 'N' Determination Record Keeping**

Teachers will keep clear records of 'N' Determination Warning Letters and possible 'N' Determinations by ensuring that all Sentral entries are saved, including updates of status after the creation of form letters, and all marks are recorded to indicate a non-attempt or non-serious attempt on official faculty markbooks. The Head Teacher Secondary Studies will archive all 'N' Determination nominations, both upheld and rejected, in accordance with the Department's safe handling procedures.

### **12.3.10 Students with a Genuine Reason**

A student who has a genuine reason for failing to complete an assessment task or significant sections of coursework will be provided the opportunity to explain this reason. In Years 10, 11 and 12, the student must obtain an “*Application for Illness or Misadventure*” form from the Head Teacher of that subject, complete it and submit it for consideration with attached documentation in accordance with Section 7. If the appeal is rejected or no suitable documentation is provided, then the normal procedures for dealing with the non-completion of an assessment task or coursework outlined in Section 7.2 will be followed.

### **12.3.11 Consideration for Wellbeing Issues**

At times, specific, unavoidable and short-term wellbeing issues may prevent a student from attempting an assessment task or from completing a task to the best of his/her ability. Wellbeing issues, as verified by the Senior Executive and/or Head Teacher Welfare and communicated by the Year Advisor, may see a classroom teacher being required to award an extension or estimated mark for a student in line with this Assessment Policy.

Similarly, any aspect of this policy may be suspended on wellbeing grounds if a situation is regarded as serious enough by an authorised person, as listed above.

### **12.3.12 Non-Attendance and ‘N’ Determinations**

Students who regularly or always avoid attending classes will remain a part of this process and ‘N’ Determination Warning Letters and ‘N’ Determination nominations must be completed for them in line with this Assessment Policy.

### **12.3.13 Sustained Effort and ‘N’ Determinations**

For an ‘N’ Determination to be upheld, there will need to be evidence of ‘N’ Determination Warning Letters across the duration of the course, not just a brief period of the course. This is a NESA requirement.

## **12.4 Practical Considerations Regarding Warning Letters and ‘N’ Determinations**

Certain practical aspects need to be considered when issuing ‘N’ Determinations and weighing the merits of awarding an ‘N’ Determination to a student. These are outlined below.

### **12.4.1 Reporting on Coursework**

For course work, teachers will not write ‘N’ Determination Warning Letters for individual pieces of work. Teachers will group sections or units of work together for the purposes of reporting via ‘N’ Determination Warning Letters. Rather than individual activities or questions being highlighted, topics, chapters or sections of work will be identified. All warnings related to absences will be reported in terms of the coursework or assessment task(s) missed.

### **12.4.2 Provision of Time to Address Concerns**

Teachers will provide THREE weeks for a student to complete work when writing ‘N’ Determination Warning Letters, thus allowing a week for the delivery of letters to their homes and



two weeks to complete the work. Teachers will include a date for the completion of tasks or coursework that is three weeks from the date of the letter.

### **12.5 'N' Determinations and Warning Letters for Life Skills Courses**

Students studying Life Skills courses will be subject to the same 'N' Determination processes as outlined above. Section 11 of this policy provides additional details relevant to Life Skills courses but, where specific information is not provided, general information under Section 12 will apply.

## 13. Examinations

### **13.1 Examinations as Assessment**

Examinations form one part of assessment and become more important as a component of assessment in Years 10 – 12. For Year 10, 11 and 12, NESA stipulates the amount of assessment tasks that can be examination-based tasks and the total weightings that examinations can make up. These requirements will be adhered to in the process of planning, producing and implementing assessment schedules.

### **13.2 Annually Recurring Examination Schedules**

The following table outlines the JBHS Examination Schedule that will form the basis of examination-based assessment each year. Students should still check Assessment Schedules carefully to ensure that no changes have occurred.

Term	Usual Week	Exams	Notes
3	5-6	Year 12 Trial HSC	
3	9-10	Year 11 Yearly	If Term 3 is 11 weeks, exams will be in Weeks 10-11.
4	1-2	Year 10 Yearly	Including timetabled mandatory and elective exams.
4	5	Year 9 Yearly	Including timetabled mandatory and elective exams

### **13.3 Requirements of Teachers in Preparing and Administering Examinations**

When preparing and implementing examinations, teachers will:

- follow the guidelines for setting quality assessment tasks,
- ensure examinations differentiate for all students and allow for questions to challenge a range of learner interests and abilities,
- ensure confidentiality for questions and papers,
- complete the examination cover sheet before submitting papers for printing,
- submit papers for printing at least one week before the exam period begins,
- ensure students know how to do the examination (exam strategy and process) and have a written outline of the topics, content, understandings and skills that will be tested via an official Assessment Notification,
- ensure exams follow faculty, JBHS, NESA and Department procedures for maintaining consistency in marking and
- provide detailed feedback to assist students to improve their examination performance.

### **13.4 Examination Rules**

Strict examinations rules exist to allow proper assessment of students under examination conditions. Although most examination rules are based on common-sense requirements for the effective running of a formal assessment task, there are examination rules specific to the senior and the junior school. A copy of the *Senior School Examination Rules* and *Junior School Examination Rules*, as distributed to students, is included in the Appendices of this Assessment Policy. See Appendix 2.

## **14. School-Based Assistance**

### **14.1 The Nature of School-Based Assistance**

Assistance is available to students who have experienced or are experiencing difficulties with completing assessment tasks on time or to the best of their ability. Assistance is also available to students who have not completed a task on time or at all to address this issue and avoid the possible awarding of an 'N' Determination at the completion of a course. The nature of the assistance is outlined in Section 14.3.

### **14.2 Additional Assistance Available to Students - Previously Outlined**

Many of the assistance options available to students have been outlined in previous sections of this policy. They include:

- Disability Provisions
- Applications Due to Illness or Misadventure
- Applications for Extended Leave - Travel
- Access to Learning Support Staff
- Access to Life Skills Courses (with strict qualification requirements)

### **14.3 Additional Assistance Available to Students**

A range of assistance options is available to students who need assistance with assessment tasks. They include:

- JBHS Study Centre
- HSC Mentoring
- LST Self-Referral
- Student Referral to Study Centre
- Senior Half-Day Monday
- Senior Study Periods
- Assessment Planners
- Additional Staff

#### **14.3.1 Additional Assistance Available to Students - JBHS Study Centre**

James Busby High Schools offers a study centre on Tuesday, Wednesday and Thursday afternoons (3.00pm-5.00pm) in the school library free of charge. The JBHS Study Centre is available to students to access an appropriate environment and qualified teaching staff to assist them with assessment tasks and homework generally. Students from Years 7-12 are invited to attend the JBHS Study Centre on a regular or casual basis to obtain individual or group assistance with tasks. Attendance at the JBHS Study Centre is arranged via the completion of appropriate documentation.

#### **14.3.2 Additional Assistance Available to Students – HSC Mentoring**

James Busby High Schools offers an HSC Mentoring Program on Tuesday, Wednesday and Thursday afternoons (3.00pm-5.00pm) in the school library free of charge. The JBHS HSC Mentoring Program is available to students to access an appropriate environment and qualified

teaching staff to assist them with advice with assessment tasks and homework generally. Students from Years 11-12 are invited to make use of the JBHS HSC Mentoring on a regular or casual basis to obtain individual or group assistance with tasks. HSC Mentoring is arranged through appointment with the relevant teacher and the completion of appropriate documentation and parental permission.

#### **14.3.3 Additional Assistance Available to Students – LST Self-Referral**

While the JBHS Learning Support Team works mainly with students identified through school testing and teacher observation and referral, students are able to seek assistance from the Learning Support Team through self-referral. While priority will be given to students identified through formal testing processes, a student who feels they are in need of LST assistance with an assessment task may seek advice from the Head Teacher(s) Welfare to do so. Where time and resources are available, assistance will be provided to the student.

#### **14.3.4 Additional Assistance Available to Students – Student Referral to Study Centre**

Staff are able to refer students from Years 7-10 to the after-school study centre if they are not meeting the requirements of a subject. This referral could be due to missed work resulting from persistent lateness, truancy or a lack of application to class work, or could involve the non-completion of assessment tasks. These referrals are made through the JBHS Librarian, who will notify the student and send a letter to notify the parent or carer. While attendance at the study centre in the case of a referral is not mandatory, it is requested that parents and carers assist in attempting to have students complete course work and qualify for the relevant credential by supporting the referral.

Further, referral to the JBHS Study Centre will be evidence of the school's attempt to support a student to qualify for the appropriate course credential.

#### **14.3.5 Additional Assistance Available to Students – Senior Half-Day Monday**

All students in Years 11 and 12 are timetabled to finish scheduled classes at 12.00 on a Monday. The purpose of the additional "free time" available to senior students is that they can engage in other avenues for their studies, including Extension courses, practical components of senior subjects and/or additional study time. The school library is available for any student wishing to use the resource for additional study or for the completion of assessment tasks. Students who wish to make use of the school library at this time can do so to complete tasks but must still follow all school rules and procedures as if they were in attendance for a normal school day.

Students must have permission from a parent / caregiver to leave school at 12.00 on a Monday and must also return appropriate documentation. The Senior Half-Day Monday is to be accepted as a privilege which can be withdrawn by the school at any time.

#### **14.3.6 Additional Assistance Available to Students – Senior Study Periods**

A Year 11 or Year 12 student studying an extension course or a Year 12 student who has dropped a course to study 10 units will have "Study Periods" on their timetable. This is a series of timetabled periods during which students must attend the library or sit in the back of the classroom of the subject they have dropped in the event that the library is closed to students. These periods are to be used by students to complete private study and to complete assessment tasks.

### **14.3.7 Additional Assistance Available to Students – Assessment Planners**

All students in Years 7-12 are provided with a copy of the year-specific Assessment Booklet outlining all assessment tasks to be completed across all courses during the year. Included in each Assessment Booklet is a copy of the JBHS Assessment Planner. Students are encouraged to transfer all information pertaining to assessment tasks in their own courses across to their personal Assessment Planner to allow clear access to dates for upcoming tasks.

One Wellbeing Meeting will be set aside for each year group to complete this process of transferring assessment information to personal Assessment Planners.

### **14.3.8 Additional Assistance Available to Students – Additional Staff**

Many staff members are employed at James Busby High School to either directly or indirectly assist students to complete assessment tasks or to deal with the pressures related to assessment processes. Students are responsible for seeking the assistance of these staff members for issues that go beyond the general assistance provided at a school level to entire cohorts of students. The staff who students may wish to consult regarding individual issues include:

- Head Teacher Secondary Studies
- Year Adviser(s)
- Deputy Principal(s)
- Head Teacher(s) Welfare
- Members of the Learning Support Team
- Librarian and other Library Staff
- Careers Adviser

## **16. Vocational Education and Training (VET) Subjects (Stage 6)**

### **16.1 What Are Vocational Education and Training (VET) Courses?**

Vocational Education and Training (VET) courses are offered as part of the Higher School Certificate (HSC) or Record of School Achievement (RoSA). VET courses are designed to deliver workplace-specific skills and knowledge and cover a wide range of careers and industries. VET courses for secondary students are developed by the NSW Educational Standards Authority (NESA) and are based on national training packages.

VET courses allow students to gain both HSC or RoSA qualifications and a qualification recognised throughout Australia as part of the Australian Qualification Framework (AQF). These qualifications are widely recognised by industry, employers and tertiary training providers, such as TAFE NSW and Universities, and will assist students to move between various education and training sectors and employment. Public Schools NSW, Ultimo, is accredited as a Registered Training Organisation (RTO) to deliver and assess VET qualifications.

Board Developed VET courses have specified workplace requirement and include industry specific mandatory work placement (70 hours) or, occasionally, simulated workplace hours at school.

### **16.2 How Are VET Courses Assessed?**

Assessment in all VET courses is competency based. The student is assessed on what they can do (the skills) and what they know (the knowledge). Students who have successfully achieved competencies will have the skills and knowledge they need to complete workplace activities in a range of situations and environments and to an industry standard of performance that is expected in the workplace.

Competency-based assessment materials are designed to ensure that each learner has achieved all of the outcomes (skills and knowledge). Competency-based training is based on performance standards that have been set by industry. Students will receive documentation showing the competencies achieved for the VET course undertaken.

#### **16.2.1 VET and Competency-Based Assessment**

VET subjects are assessed in the same manner as all other subjects. However, as VET subjects are based on the achievement of competencies, students who attempt an assessment task and are deemed 'not yet competent' shall be allowed further opportunities at an agreed time, as long as practical considerations permit. Such considerations include:

- the availability of an assessor
- cost and availability of resources required
- WH&S requirements
- sufficient time

VET framework courses include a mandatory work placement component as required by NESA. Failure to complete this placement will result in an 'N' Award Warning Letter and, if not completed, an 'N' Determination for that course.

### **16.3 NESA Requirements Related to VET Subjects**

Students undertaking a VET course must meet the requirements of NESA for the award of the Higher School Certificate along with the requirements of the AQF for the award of a certificate of attainment or statement of attainment.

NESA has mandated work placement as a requirement of the HSC. Students must complete the hours of work placement required for the course undertaken as part of the assessment process.

### **16.4 Recognition of Prior Learning (RPL) As Assessment Achieved**

Recognition of Prior Learning is a way of giving students an opportunity to demonstrate their skills and understanding, considering when, where and how learning was undertaken. By undertaking the process individuals can gain credit towards a qualification based on prior achievements. Workplace Learning is the most common area of RPL for secondary students, however, RPL should not be limited to this aspect only if competency is evidenced. Prior learning which is relevant to the course should be recognised within the context of the qualification being sought.

Acceptable forms of evidence of Prior Learning include:

- relevant documentation from a recognised RTO, such as competency records
- references from previous employers
- work samples.

The JBHS VET coordinator can provide the forms and more details of the recognition process.

### **16.5 Competency-Based Assessment – Additional Information**

Following is a detailed explanation of the nature, processes and purposes of competency-based assessment. Students should seek additional information from the JBHS VET Coordinator if required.

- VET courses are competency based. This requires students to develop the competencies, skills and knowledge described by each unit of competency.
- Students must demonstrate to a qualified assessor that they can effectively carry out the various tasks to the standard required in the appropriate industry to be assessed as competent.
- Demonstrating competence means that a student can consistently perform the task or show an understanding to the level required by the industry standards.
- When a student successfully demonstrates competence against a particular standard s/he will be judged as "competent". There is no pass/fail. A student is either "competent" or "not yet competent".
- The units of competency a student achieves will lead to an AQF qualification or Statement of Attainment.
- Assessment is the process of identifying, gathering and interpreting information about student learning.
- Teachers will usually organise numerous chances for students to demonstrate a competency.
- A student may seek further opportunities to demonstrate competencies but these need to occur without disruption to the work of fellow students.

- Assessment tasks in VET courses follow the same rules and procedures as other Preliminary/HSC courses. However, assessment marks are only used in the case of illness or misadventure for the optional HSC exam
- The final assessment must cover all the course objectives including those objectives measured by the HSC examination.
- All students are expected to carry out all assessment tasks in each course.
- 'N' Determinations are still awarded for non-completion of assessment tasks and non-serious attempts of tasks.
- In the case of VET courses, assessment can span over the Preliminary and HSC course without distinction between the two courses of study.

## **16.6 'N' Determinations in VET Courses**

A student will be 'N' Determined in a VET course in line with the processes outlined in Section 12 for one, two or all of the following:

- Non-completion of assessment tasks
- Non-serious attempts at assessment tasks
- Failure to complete Work-Placement requirements

## **16.7 Assessment Schedules for VET Courses**

All assessment in VET Frameworks is continuous. Therefore, Assessment Schedules will be presented in the same format as all other courses, but dates for tasks will be estimates and will be used as a guide only. The specific date for assessment of "Assessment Task Clusters" will be provided by the teacher at the appropriate time using the generic format of *JBHS Notification of Assessment Task* documents, as outlined in Section 5.1.3.

## **16.8 Appeals**

If a student believes that they have not been fairly assessed in a VET course, they have a right of appeal. Students have the right to lodge an appeal against the assessment of their competency on the following grounds:

- The assessment process did not provide them with a fair and reasonable opportunity to demonstrate their competency.
- They were not informed in advance of the conditions and method of assessment.
- The process used was discriminatory in some way.
- They were ill or suffered misadventure at the time of assessment. (This must be supported by appropriate documentation as outlined in Section 7.3.)

If a student believes they have not been assessed fairly, they should firstly discuss it with their class teacher. If the student is still not satisfied, they should discuss it with the Head Teacher and/or School VET Coordinator within 10 days of the warning letter.

If the student is still not satisfied, they may choose to discuss the matter with the school Principal. The student must lodge a formal appeal in writing to the Principal. Appeals must be lodged within five days from the date of assessment. A decision on an appeal will be made by an Appeals Committee consisting of the Head Teacher Secondary Studies, relevant Head Teacher, Year Adviser and Deputy Principal.



If the student is still not satisfied, they may choose to write to the Chief Executive of the Registered Training Organisation.

Formal appeals need to be based on identified problems with the assessment process rather than an unsuccessful assessment result. Appropriate forms can be collected from the JBHS VET Coordinator.

### **16.9 VET Reports**

Students receive a VET report twice a year. The VET report identifies competencies that have been delivered and achieved as well as work placement hours completed. Students will be given feedback concerning their progress through access to competency records and through verbal and written feedback from their teacher.

## **17. Further Information Specific to Senior Year Groups**

### **17.1 Further Information Specific to Year 12 Students**

In addition to all information provided in Section 5 and Section 6, under the heading “Assessment Procedures”, the following information relates to all student assessment in HSC courses (Year 12).

#### **17.1.1 HSC Assessment Timeframe**

The HSC is studied over two distinct courses: Preliminary and HSC. The Preliminary course is undertaken in Terms 1, 2 and 3 in Year 11 and the HSC course spans Term 4 and Terms 1, 2 and 3 in Year 12. Assessment for the HSC is undertaken according to these timeframes accordingly.

To be eligible for the award of the HSC, students must satisfactorily complete 12 units of the Preliminary course and at least 10 units of the HSC course with a minimum total of 22 units.

The assessment criteria for the two courses are completely separate. The Preliminary course is a necessary pre-requisite for the HSC course, however, the preliminary assessment marks do not count towards the HSC assessment mark submitted to the New South Wales Educational Standards Authority (NESA). In Mathematics, up to 30% of the HSC examination content may come from the preliminary course.

The HSC will show two marks: the examination mark and the assessment mark. The moderated assessment mark and the examination mark each comprise 50% of the total HSC result. Therefore, the school assessment is worth 50% of the final result.

At the end of the course, the marks for each course are aggregated, using appropriate weightings, to arrive at a final assessment mark for each student. These assessment marks are then submitted to the New South Wales Educational Standards Authority (NESA) and students receive only their rank for their final school report.

#### **17.1.2 Do Students Have to Attempt All Assessment Tasks?**

Yes. NESA expects students to attempt all Assessment Tasks. Students must make a genuine attempt at Assessment Tasks which contribute to in excess of 50% of the available marks. If this requirement is not met, the course will not be deemed as satisfactorily completed.

Students should note that internal assessment tasks will not necessarily cover the entire range of syllabus outcomes but will cover a representative sample of the outcomes for the entire course. Similarly, the HSC examination for each subject will not seek to cover every outcome from the syllabus.

### **17.2 Further Information Specific to Year 11 Students**

In addition to all information provided in Section 5 and Section 6, under the heading “Assessment Procedures”, the following information relates to all student assessment in Preliminary courses (Year 11).

### **17.2.1 Preliminary HSC Assessment Timeframe**

The HSC is studied over two distinct courses: Preliminary and HSC. The Preliminary course is undertaken in Terms 1, 2 and 3 in Year 11 and the HSC course spans Term 4 and Terms 1, 2 and 3 in Year 12. Assessment for Preliminary courses is undertaken according to these timeframes accordingly.

To be eligible for the award of the HSC, students must satisfactorily complete 12 units of the Preliminary course and at least 10 units of the HSC course with a minimum total of 22 units. As most students will study only 12 units in Yr 11, an 'N' Determination in one subject will seriously jeopardise their ability to qualify for an HSC.

The assessment criteria for the two courses are completely separate. The Preliminary course is a necessary pre-requisite for the HSC course, however, the preliminary assessment marks do not count towards the HSC assessment mark submitted to the New South Wales Educational Standards Authority (NESA). In Mathematics, up to 30% of the HSC examination content may come from the preliminary course.

## 18. The Record of Student Achievement

The Record of School Achievement (RoSA) is the credential for students who leave school after Year 10 and before they receive their Higher School Certificate (HSC).

A Record of School Achievement:

- is awarded to students who leave school after completing Stage 5 (Year 10) but before completing the HSC.
- shows a student's achievements up until they leave school.
- is based on moderated, school-based assessments.
- is a record of courses they have attempted.
- is a record of the date of leaving school.
- offers voluntary literacy and numeracy tests for students leaving school.
- offers optional reporting of extracurricular achievements.

Student eligibility for a RoSA include the following:

- Students who are eligible and leave school before receiving the HSC.
- A student receiving the HSC can also request a copy of their Record of School Achievement.
- Students in Year 11 or 12 not leaving school can access a transcript to use when seeking casual work, apprenticeships or TAFE enrollment. This is not an official credential.

### **18.1 RoSA Eligibility**

To be eligible for the NSW Record of School Achievement, students must have:

- Attended a government school or accredited non-government school within NSW, or a school outside NSW recognised by the NSW Educational Standards Authority (NESA).
- Satisfactorily completed NESA-approved courses of study.

The satisfactory completion of a course requires principals to have sufficient evidence that the student has:

- followed the course developed or endorsed by NESA;
- applied themselves with diligence and sustained effort to the set tasks and experiences provided in the course by the school; and
- achieved some or all of the course outcomes.

This includes ensuring that students have:

- Satisfactorily completed the school-based assessment program; and
- Satisfied attendance expectations.

If a student is 'N' Determined in a mandatory Year 10 course, they will be ineligible for a RoSA prior to the completion of Year 11.

### **18.2 What is Included in the Record of School Achievement at the End of Year 10?**

The ROSA credential will report on student's achievements in Stage 5 using A to E grades. Core and elective subjects that have been satisfactorily completed in Stage 5 will be reported with a school determined grade. Other mandatory curriculum requirements met will also be listed.

### **18.3 Obtaining a Copy of the RoSA**

A RoSA will only be issued when a student officially leaves school. When a student officially ceases their enrolment with the school, the Head Teacher Secondary Studies will apply for a RoSA on the student's behalf and it will be available for the student to access through his or her NESA Students Online account. The school cannot issue or access a student's RoSA. The school can access a copy of the student's e-record once the enrolment has ceased and a student can access a copy of their own e-record at any time during enrolment via their NESA Students Online account.

## **20. Appeals and the Appeals Committee**

### **20.1 Right of Appeal**

A student has the right to appeal the decision of a teacher or a faculty with regards to assessment. Appeals will be against process only and not about individual marking or subject-based issues. Before appealing, a student should be familiar with the contents of this Assessment Policy, as rulings by the Appeals Committee will be decided based on:

1. the content of this policy or
2. where the policy is not explicit, a reasonable interpretation of this policy or
3. where the policy does not address the concern, a reading of the intent of the policy.

### **20.2 How to Appeal**

A student will first raise any concerns with the application of this policy to their classroom teacher. If concerns are not addressed to the satisfaction of the student, then s/he will speak to the Head Teacher about the concern. If concerns are still not addressed to the satisfaction of the student, s/he may elect to appeal the decision or handling of the concern to the Appeals Committee. This appeal will initially be made to the Head Teacher Secondary Studies, who will form the Appeals Committee if required.

It should be remembered that the Appeals Committee will not hear appeals based on individual marks or the marking of a task, but will hear appeals related to assessment processes.

All appeals related to HSC Assessment Rankings should be directed with urgency to the Head Teacher of the course concerned and this appeal should be escalated to the Head Teacher Secondary Studies immediately.

### **20.3 The Appeals Committee**

An Appeals Committee will be formed to hear an appeal by a student. This committee will be formed by the Head Teacher Secondary Studies and will generally include the following members:

- Head Teacher Secondary Studies
- Deputy Principal
- Year Adviser
- Principal (for Assessment Ranking and HSC matters only)

The make-up of the Appeals Committee is open to change to allow for the availability of staff to sit on the committee.

### **20.4 Timing of Appeals**

All discussions or appeals will occur within the following time-frames:

1. Discussion with a teacher about a mark on a task or question – within the time-frame of the lesson in which the task and mark are returned and before leaving the room. Where a mark and the actual task are returned at different times, this process will begin once BOTH marks and tasks have been returned.
2. Discussion or referral to the Head Teacher – within two days of the incident or concern.
3. Referral to the Appeals Committee – within five days of the incident or concern.
4. Appeals Against Assessment Ranks – to the Head Teacher Secondary Studies immediately

## SENIOR SCHOOL EXAMINATION RULES

Supervisors of Stage 6 (Yr 11 & 12), whether they are outside supervisors or your teachers, have been given strict instructions about what students can and can't bring into the exam room and behaviour which is unacceptable in the exam room. You will not be allowed to bring in any item that is banned from the exam room and you will be removed from the exam room if you break any of the very strict examination rules. This means that you could be 'N' Determined in that subject as you have not successfully completed the examination component of assessment.

***You MUST be aware that strict rules about punctuality, equipment and behaviour will be enforced and you will have no grounds for appeal if you break one of these rules.***

### Basic Examination Rules - Conduct

#### **Students MUST**

- **know and follow the exam timetable and be on time to every exam (AT LEAST 15 MINUTES early).**
- **write in pen**, so bring a supply of pens with you. A pen will not be provided by supervisors.
- **check all equipment to be used.** Equipment failure is NOT grounds for an appeal for misadventure so make sure your equipment works.
- **consider your need to leave the exam room** at any time during the exam. You will only be allowed to leave the exam room (to use the toilet, for example) in extreme cases, and this will be registered. You will not be allowed to leave the room in the first hour of an exam.
- **follow the day-to-day rules of the school**
- **follow the supervisor's instructions at all times**
- **sit exactly where directed**
- **behave in a polite and courteous manner** towards the supervisors and other students
- **make a serious attempt** at answering all questions in the examination.

#### **Students MUST NOT:**

- **eat in the examination room**
- **speak to any person other than a supervisor** during an examination
- **behave in any way likely to disturb the work of any other student** or upset the conduct of the examination
- **attend an examination while under the influence of alcohol or drugs**
- **take into the examination room any equipment other than the equipment listed as permitted**
- **take any electronic device into the exam room** except for NESA approved calculators for certain examinations
- **leave the examination room**, except in an emergency and in the company of a supervisor
- **borrow or attempt to borrow equipment** in the examination room.

### **Basic Examination Rules - Equipment**

**Students MAY bring these items into the exam room:**

- a supply of pens
- a ruler
- highlighters
- pencils and a sharpener
- a bottle of water in a clear bottle
- a watch can be worn into the exam room, but it must be removed and placed on your desk
- any equipment listed under specific subjects attached to your personalised exam timetable and posted on the NESA noticeboard (outside A4)
- an approved calculator for certain examinations (see separate list of approved calculators posted on the NESA noticeboard)
- All equipment brought into the examination room will be inspected by supervisors.

**Students MUST NOT bring these items into the exam room:**


- mobile phones (even if turned off)
- any electronic device except an approved calculator (including phones, organisers, tablets, music players, ipods, etc)
- paper or any printed material, unless otherwise directed by your teacher
- dictionaries (except for where permitted in language exams)
- correction fluid or tape (such as liquid paper)
- pencil cases (carry pens or put them in a small, clear plastic bag)
- any watch with an alarm or chime that is set
- food and drink (except water, as stated above)

**Other Important Information:**

- You must make every attempt to get to your exams. If there are extreme circumstances that prevent you from getting to your exam, **you must IMMEDIATELY call the school** and speak to your teacher to explain your situation. If you miss an exam, you will be required to fill in and submit an "Application Due to Illness or Misadventure" form on the first day that you return to school, stating reasons and providing evidence for your inability to attend. This could include medical certificates, police reports, etc. **Be advised that applications for Illness and Misadventure do not need to be accepted**, so don't depend on it.
  - Remember, you **MUST BE AT EVERY EXAM EXCEPT FOR IN EXTREME CIRCUMSTANCES**.
- If you do not make a serious attempt at an examination, you will not receive a mark in that course.
- If you break any of the rules stated above, you may be asked to leave the examination and may be 'N' Determined in that subject.



# ASSESSMENT SCHEDULES



## YEAR 11 ANCIENT HISTORY – PRELIMINARY COURSE ASSESSMENT SCHEDULE 2022

	1	2	3	
Task Date	Term 1 Week 8	Term 2 Week 7	Term 3 Week 9-10	
Syllabus Content	Investigating Ancient History	Historical Investigation	Entire Preliminary Course	
Task Type	Source Analysis / Report	Research / Essay	Preliminary Course Exam	
Outcomes	AH 11-3, AH11-6, AH11-7	AH11-4, AH11-5, AH11-8, AH11-9	AH11-1, AH11-2, AH11-6, AH11-7, AH11-9	
Components				Weighting
Knowledge and understanding of course content	15	5	20	40
Historical skills in the analysis and evaluation of sources and interpretations	5	5	10	20
Historical inquiry and research	10	10		20
Communication of historical understanding in appropriate forms		10	10	20
<b>Total Weighting</b>	<b>30</b>	<b>30</b>	<b>40</b>	<b>100</b>

### Ancient History Preliminary Course Outcomes: A Student:

AH11-1 describes the nature of continuity and change in the ancient world.

AH11-2 proposes ideas about the varying causes and effects of events and developments.

AH11-3 analyses the role of historical features, individuals and groups in shaping the past.

AH11-4 accounts for the different perspectives of individuals and groups.

AH11-5 examines the significance of historical features, people, places, events and developments of the ancient world.

AH11-6 analyses and interprets different types of sources for evidence to support an historical account or argument.

AH11-7 discusses and evaluates differing interpretations and representations of the past.

AH11-8 plans and conducts historical investigations and presents reasoned conclusions, using relevant evidence from a range of sources.

AH11-9 communicates historical understanding, using historical knowledge, concepts and terms, in appropriate and well-structured forms.

AH11-10 discusses contemporary methods and issues involved in the investigation of ancient history.

## YEAR 11 BIOLOGY – PRELIMINARY COURSE ASSESSMENT SCHEDULE 2022

	1	2	3	
<b>Task Date</b>	Term 2 Week 2	Term 3 Week 2	Term 3 Week 9-10	
<b>Syllabus Content</b>	Ecosystems	Organisation of Living Things	Entire Preliminary Course Content	
<b>Task Type</b>	Depth Study	Model	Preliminary Course Exam	
<b>Outcomes</b>	BIO11-1, BIO11-4, BIO11-5 BIO11-6, BIO11-7, BIO11-10	BIO11-1, BIO11-2, BIO11-3, BIO11-7, BIO11-9	BIO11-4, BIO11-5, BIO11-6, BIO11-7, BIO11-8, BIO11-9, BIO11-10, BIO11-11,	
<b>Components</b>				<b>Weighting</b>
Skills in Working Scientifically	20	20	20	<b>60</b>
Knowledge and Understanding	10	10	20	<b>40</b>
<b>Total Weighting</b>	<b>30</b>	<b>30</b>	<b>40</b>	<b>100</b>

### Biology Preliminary Course Outcomes: A Student:

BIO11-1 develops and evaluates questions and hypotheses for scientific investigation

BIO11-2 designs and evaluates investigations in order to obtain primary and secondary data and information

BIO11-3 conducts investigations to collect valid and reliable primary and secondary data and information

BIO11-4 selects and processes appropriate qualitative and quantitative data and information using a range of appropriate media

BIO11-5 analyses and evaluates primary and secondary data and information

BIO11-6 solves scientific problems using primary and secondary data, critical thinking skills and scientific processes

BIO11-7 communicates scientific understanding using suitable language and terminology for a specific audience or purpose

BIO11-8 describes single cells as the basis for all life by analysing and explaining cells' ultrastructure and biochemical processes

BIO11-9 explains the structure and function of multicellular organisms and describes how the coordinated activities of cells, tissues and organs contribute to macroscopic processes in organisms

BIO11-10 describes biological diversity by explaining the relationships between a range of organisms in terms of specialisation for selected habitats and evolution of species

BIO11-11 analyses ecosystem dynamics and the interrelationships of organisms within the ecosystem.

# YEAR 11 BUSINESS STUDIES – PRELIMINARY COURSE ASSESSMENT SCHEDULE 2022

	1	2	3	
Task Date	Term 1 Week 7	Term 3 Week 4	Term 3 Week 9-10	
Syllabus Content	Nature of Business	Business Planning	Entire Preliminary Course	
Task Type	Media File/ Extended Response	Business Plan	Preliminary Course Exam	
Outcomes	P1, P2, P6, P8	P4, P7, P9	P1, P3, P4, P5	
Components				Weighting
Knowledge and understanding of course content	5	15	20	40
Stimulus-Based Skills	10		10	20
Inquiry and Research	10	10		20
Communication of business information, ideas and issues in appropriate forms		10	10	20
<b>Total Weighting</b>	<b>25</b>	<b>35</b>	<b>40</b>	<b>100</b>

## Business Studies Preliminary Course Outcomes: A Student:

- P1 discusses the nature of business, its role in society and types of business structure
- P2 explains the internal and external influences on businesses
- P3 describes the factors contributing to the success or failure of small to medium enterprises
- P4 assesses the processes and interdependence of key business functions
- P5 examines the application of management theories and strategies
- P6 analyses the responsibilities of business to internal and external stakeholders
- P7 plans and conducts investigations into contemporary business issues
- P8 evaluates information for actual and hypothetical business situations
- P9 communicates business information and issues in appropriate formats
- P10 applies mathematical concepts appropriately in business situations.

## YEAR 11 CHEMISTRY – PRELIMINARY COURSE ASSESSMENT SCHEDULE 2022

	1	2	3	
<b>Task Date</b>	Term 1 Week 8	Term 2 Week 6	Term 3 Week 9/10	
<b>Syllabus Content</b>	Module 1 Properties and Structure of Matter	Module 2 Introduction to Quantitative Chemistry	Entire Preliminary Course Content	
<b>Task Type</b>	Depth Study Report	Practical Test	Preliminary Course Exam	
<b>Outcomes</b>	CH11-1, CH11-2, CH11-3, CH11-4, CH11-7, H11-8	CH11-1, CH11-2, CH11-3, CH11-4, CH11-5, CH11-6, CH11-7, CH11-9, CH11-10	CH11-4, CH11-5, CH11-6, CH11-7, CH11-8, CH11-9, CH11-10, CH11-11	
<b>Components</b>				<b>Weighting</b>
Skills in Working Scientifically	20	30	10	<b>60</b>
Knowledge and Understanding	10	10	20	<b>40</b>
<b>Total Weighting</b>	<b>30</b>	<b>40</b>	<b>30</b>	<b>100</b>

### Chemistry Preliminary Course Outcomes: A Student:

CH11-1 develops and evaluates questions and hypotheses for scientific investigation

CH11-2 designs and evaluates investigations in order to obtain primary and secondary data and information

CH11-3 conducts investigations to collect valid and reliable primary and secondary data and information

CH11-4 selects and processes appropriate qualitative and quantitative data and information using a range of appropriate media

CH11-5 analyses and evaluates primary and secondary data and information

CH11-6 solves scientific problems using primary and secondary data, critical thinking skills and scientific processes

CH11-7 communicates scientific understanding using suitable language and terminology for a specific audience or purpose

CH11-8 explores the properties and trends in the physical, structural and chemical aspects of matter

CH11-9 describes, applies and quantitatively analyses the mole concept and stoichiometric relationships

CH11-10 explores the many different types of chemical reactions, in particular the reactivity of metals, and the factors that affect the rate of chemical reactions

CH11-11 analyses the energy considerations in the driving force for chemical reactions.

## YEAR 11 COMMUNITY AND FAMILY STUDIES – PRELIMINARY COURSE ASSESSMENT SCHEDULE 2022

	1	2	3	
Task Date	Term 1 Week 9	Term 2 Week 9	Term 3 Week 9-10	
Syllabus Content	Resource Management	Individuals and Groups	Entire Preliminary Course	
Task Type	Interview	Conflict Resource File and Case Study	Preliminary Course Exam	
Outcomes	P1.1, P1.2, P4.2, P6.1	P2.1, P 4.1, P4.2	P1.1-P6.2	
Components				Weighting
Knowledge and understanding of course content	10	15	15	40
Skills in critical thinking, research methodology, analysing and communicating	20	20	20	60
Total Weighting	30	35	35	100

### Community and Family Studies Preliminary Course Outcomes: A Student:

- P1.1 describes the contribution an individual's experiences, values, attitudes and beliefs make to the development of goals
- P1.2 proposes effective solutions to resource problems
- P2.1 accounts for the roles and relationships that individuals adopt within groups
- P2.2 describes the role of the family and other groups in the socialisation of individuals
- P2.3 examines the role of leadership and group dynamics in contributing to positive interpersonal relationships and achievement
- P2.4 analyses the interrelationships between internal and external factors and their impact on family functioning
- P3.1 explains the changing nature of families and communities in contemporary society
- P3.2 analyses the significance of gender in defining roles and relationships
- P4.1 utilises research methodology appropriate to the study of social issues
- P4.2 presents information in written, oral and graphic form
- P5.1 applies management processes to maximise the efficient use of resources
- P6.1 distinguishes those actions that enhance wellbeing
- P6.2 uses critical thinking skills to enhance decision making
- 7.1 appreciates differences among individuals, groups and families within communities and values their contributions to society
- 7.2 develops a sense of responsibility for the wellbeing of themselves and others
- 7.3 appreciates the value of resource management in response to change
- 7.4 values the place of management in coping with a variety of role expectations.

# YEAR 11 DESIGN AND TECHNOLOGY – PRELIMINARY COURSE ASSESSMENT SCHEDULE 2022

	1	2	3	
<b>Task Date</b>	Term 2 Week 6	Term 3 Week 2	Term 3 Week 9-10	
<b>Syllabus Content</b>	Design	Innovation	Entire Preliminary Course Content	
<b>Task Type</b>	Child's Toy	Research Task	Preliminary Course Exam	
<b>Outcomes</b>	P1.1 P2.1 P3.1 P4.2 P4.3 P5.1 P5.3	P1.1 P2.2 P3.1 P5.1 P6.1	P1.1 P2.1 P4.1 P5.1 P5.2 P5.3 P6.1 P6.2	
<b>Components</b>				<b>Weighting</b>
Knowledge and understanding of course content	10	10	20	<b>40</b>
Knowledge and skills in designing, managing, producing and evaluating design projects	30	20	10	<b>60</b>
<b>Total Weighting</b>	<b>40</b>	<b>30</b>	<b>30</b>	<b>100</b>

## Design and Technology Preliminary Course Outcomes: A Student:

- P1.1 examines design theory and practice, and considers the factors affecting designing and producing in design projects
- P2.1 identifies design and production processes in domestic, community, industrial and commercial settings
- P2.2 explains the impact of a range of design and technology activities on the individual, society and the environment through the development of projects
- P3.1 investigates and experiments with techniques in creative and collaborative approaches in designing and producing
- P4.1 uses design processes in the development and production of design solutions to meet identified needs and opportunities
- P4.2 uses resources effectively and safely in the development and production of design solutions
- P4.3 evaluates the processes and outcomes of designing and producing
- P5.1 uses a variety of management techniques and tools to develop design projects
- P5.2 communicates ideas and solutions using a range of techniques
- P5.3 uses a variety of research methods to inform the development and modification of design ideas
- P6.1 investigates a range of manufacturing and production processes and relates these to aspects of design projects
- P6.2 evaluates and uses computer-based technologies in designing and producing.

# YEAR 11 EARTH & ENVIRONMENTAL SCIENCE – PRELIMINARY COURSE ASSESSMENT SCHEDULE 2022

	1	2	3	
Task Date	Term 1 Week 10	Term 2 Week 9	Term 3 Week 9-10	
Syllabus Content	Earth's Resources	Plate Tectonics	Entire Preliminary Course Content	
Task Type	Depth Study	Research	Preliminary Course Exam	
Outcomes	EES11/12-1, EES11/12-3, EES11/12-4, EES11/12-5, EES11/12-6, EES11/12-7, EES11-8, EES11-11	EES11/12-3, EES11/12-4, EES11/12-5, EES11/12-7, EES11-9	EES11/12-2, EES11/12-4, EES11/12-5, EES11/12-6, EES11-8, EES11-9, EES11-10, EES11-11	
Components				Weighting
Skills in Working Scientifically	25	20	15	60
Knowledge and Understanding	10	10	20	40
<b>Total Weighting</b>	<b>35</b>	<b>30</b>	<b>35</b>	<b>100</b>

## Earth and Environmental Science Preliminary Course Outcomes: A Student:

EES11/12-1 develops and evaluates questions and hypotheses for scientific investigation

EES11/12-2 designs and evaluates investigations in order to obtain primary and secondary data and information

EES11/12-3 conducts investigations to collect valid and reliable primary and secondary data and information

EES11/12-4 selects and processes appropriate qualitative and quantitative data and information using a range of appropriate media

EES11/12-5 analyses and evaluates primary and secondary data and information

EES11/12-6 solves scientific problems using primary and secondary data, critical thinking skills and scientific processes

EES11/12-7 communicates scientific understanding using suitable language and terminology for a specific audience or purpose

EES12-12 describes and evaluates the models that show the structure and development of the Earth over its history

EES12-13 describes and evaluates the causes of the Earth's hazards and the ways in which they affect, and are affected by, the Earth's systems

EES12-14 analyses the natural processes and human influences on the Earth, including the scientific evidence for changes in climate

EES12-15 describes and assesses renewable and non-renewable Earth resources and how their extraction, use, consumption and disposal affect the Earth's systems



## YEAR 11 ENGLISH ADVANCED – PRELIMINARY COURSE ASSESSMENT SCHEDULE 2022

	1	2	3	
Task Date	Term 1 Week 10	Term 2 Week 8	Term 3 Week 9-10	
Syllabus Content	Unit 1 Poetry Common Module: Reading to Write (Listening/Reading/Writing)	Unit 2 Shakespearean Drama/Film Module A: Narratives that Shape our World (Speaking/Viewing & Representing)	Unit 1 Poetry Unit 2 Drama/Film Unit 3 Novel (Reading/Writing)	
Task Type	Creative Task Compose and submit a narrative in response to a piece of stimulus and Reflection	Multimodal Presentation (Deliver a mini lesson as a prepared speech and utilise an appropriate tool to present ideas i.e., Prezi or PP)	Preliminary Course Exam Creative/Critical Responses on: Common Module- Reading to Write Module A- Narratives that Shape our World Module B- Critical Study of Literature	
Outcomes	EA11-3, EA11-4, EA11-5, EA11-9	EA11-1, EA11-2, EA11-3, EA11-5, EA11-7, EA11-9	EA11-1, EA11-3, EA11-5, EA11-6, EA11-8	
Components				Weighting
Knowledge and understanding of course content	15	20	15	50
Skills in responding to texts and communication of ideas appropriate to audience, purpose and context across all modes	15	20	15	50
Total Weighting	30	40	30	100

### English Advanced Preliminary Course Outcomes: A Student:

EA11-1 responds to, composes and evaluates complex texts for understanding, interpretation, critical analysis, imaginative expression and pleasure.

EA11-2 uses and evaluates processes, skills and knowledge required to effectively respond to and compose texts in different modes, media and technologies.

EA11-3 analyses and uses language forms, features & structures of texts considering appropriateness for specific purposes, audiences and contexts and evaluates their effects on meaning.

EA11-4 strategically uses knowledge, skills and understanding of language concepts and literary devices in new and different contexts.

EA11-5 thinks imaginatively, creatively, interpretively and critically to respond to, evaluate and compose texts that synthesise complex information, ideas and arguments.

EA11-6 investigates and evaluates the relationships between texts.

EA11-7 evaluates the diverse ways texts can represent personal and public worlds and recognises how they are valued.

EA11-8 explains and evaluates cultural assumptions and values in texts and their effects on meaning.

EA11-9 reflects on, evaluates and monitors own learning and adjusts individual and collaborative processes to develop as an independent learner.

## YEAR 11 ENGLISH STANDARD – PRELIMINARY COURSE ASSESSMENT SCHEDULE 2022

	1	2	3	
Task Date	Term 1 Week 10	Term 2 Week 8	Term 3 Week 9-10	
Syllabus Content	Unit 1 Poetry Common Module: Reading to Write (Listening/Reading/Writing)	Unit 2 Film Module A: Contemporary Possibilities (Speaking/Viewing & Representing)	Unit 1 Poetry Unit 2 Film Unit 3 Novel (Reading/Writing)	
Task Type	Creative Task Compose and submit a narrative in response to a piece of stimulus and reflection	Multimodal Presentation (Deliver a mini lesson as a prepared speech and utilise an appropriate tool to present ideas i.e., Prezi or PP)	Preliminary Course Exam Creative/Critical Responses on: Common Module- Reading to Write Module A- Contemporary Possibilities Module B- Close Study of Literature	
Outcomes	EN11-3, EN11-4, EN11-5, EN11-9	EN11-1, EN11-2, EN11-3, EN11-5, EN11-7	EN11-1, EN11-3, EN11-5, EN11-6, EN11-8	
Components				Weighting
Knowledge and understanding of course content	15	20	15	50
Skills in responding to texts and communication of ideas appropriate to audience, purpose and context across all modes	15	20	15	50
Total Weighting	30	40	30	100

### English Standard Preliminary Course Outcomes: A Student:

EN11-1 responds to and composes increasingly complex texts for understanding, interpretation, analysis, imaginative expression and pleasure.

EN11-2 uses and evaluates processes, skills and knowledge required to effectively respond to and compose texts in different modes, media and technologies.

EN11-3 analyses and uses language forms, features and structures of texts, considers appropriateness for purpose, audience and context and explains effects on meaning

EN11-4 applies knowledge, skills and understanding of language concepts and literary devices into new and different contexts.

EN11-5 thinks imaginatively, creatively, interpretively and analytically to respond to and compose texts that include considered and detailed information, ideas and arguments.

EN11-6 investigates and explains the relationships between texts.

EN11-7 understands and explains the diverse ways texts can represent personal and public worlds.

EN11-8 identifies and explains cultural assumptions in texts and their effects on meaning.

EN11-9 reflects on, assesses and monitors own learning and develops individual and collaborative processes to become an independent learner.

# YEAR 11 ENGLISH STUDIES – PRELIMINARY COURSE ASSESSMENT SCHEDULE 2022

	1	2	3	
Task Date	Term 1 Week 10	Term 2 Week 8	Term 3 Week 9-10	
Syllabus Content	Mandatory Module: Achieving through English -English and the Worlds of Education, Careers and Community (Speaking/Listening/Reading/Writing)	Elective 1- Module C: On the Road English and the Experience of Travel (Writing/Viewing/Representing)	Mandatory Mod: Achieving through English Elective 1- Module C: On the Road Elective 2- Module D: Digital Worlds (Reading/Writing)	
Task Type	Participation in a mock job interview (in-class verbal response) and submission of a written report (hand-in written component)	Assembly of a portfolio of work that demonstrates an understanding of travel.	Preliminary Course Exam All modules will be assessed. Format- multiple choice, short answer and extended response questions.	
Outcomes	ES11-1, ES11-4, ES11-5, ES11-6	ES11-2, ES11-3, ES11-6, ES11-7, ES11-8	ES11-1, ES11-4, ES11-5, ES11-7, ES11-9	
Components				Weighting
Knowledge & understanding of course content	15	20	15	50
Skills in: • comprehending texts • communicating ideas • using language accurately, appropriately and effectively	15	20	15	50
Total Weighting	30	40	30	100

## English Studies Preliminary Course Outcomes: A Student:

ES11-1 comprehends and responds to a range of texts, including short and extended texts, literary texts and texts from academic, community, workplace and social contexts for a variety of purposes

ES11-2 identifies and uses strategies to comprehend written, spoken, visual, multimodal and digital texts that have been composed for different purposes and contexts

ES11-3 gains skills in accessing, comprehending and using information to communicate in a variety of ways

ES11-4 composes a range of texts with increasing accuracy and clarity in different forms

ES11-5 develops knowledge, understanding and appreciation of how language is used, identifying specific language forms and features that convey meaning in texts

ES11-6 uses appropriate strategies to compose texts for different modes, mediums, audiences, contexts and purposes

ES11-7 represents own ideas in critical, interpretive and imaginative texts

ES11-8 identifies and describes relationships between texts

ES11-9 identifies and explores ideas, values, points of view and attitudes expressed in texts, and considers ways in which texts may influence, engage and persuade

ES11-10 monitors and reflects on aspects of their individual and collaborative processes in order to plan for future learning.

# YEAR 11 ENGLISH EXTENSION 1 – PRELIMINARY COURSE ASSESSMENT SCHEDULE 2022

	1	2	3	
Task Date	Term 2 Week 1	Term 2 Week 9	Term 3 Week 9-10	
Syllabus Content	Unit 1 Non-Fiction/Drama Power & Morality: The Ambiguity of Evil (Reading/Writing)	Unit 2 Poetry Power & Morality: the ambiguity of evil (Speaking/Viewing /Representing/Listening)	Unit 3 Multimedia Power & Morality: the ambiguity of evil (Reading/Writing)	
Task Type	Imaginative Response Draft Portfolio & Reflection Statement	Multimodal presentation of Independent Related Project & Review	Preliminary Course Exam 'Texts, Culture & Value' – all set texts and ONE related text will be assessed (Comparative Essay)	
Outcomes	EE11-2, EE11-3, EE11-6	EE11-1, EE11-2, EE11-3, EE11-4, EE11-5	EE11-1, EE11-2, EE11-3, EE11-5	
Components				Weighting
Knowledge and Understanding of texts and why they are valued	15	20	15	50
Skills in complex analysis composition and investigation	15	20	15	50
<b>Total Weighting</b>	<b>30</b>	<b>40</b>	<b>30</b>	<b>100</b>

*\* Research Project check in formally assessed Term 2 – Final Project due Term 3, Week 7 (not assessable)*

## English Extension 1 Preliminary Course Outcomes: A Student:

EE11-1 demonstrates and applies considered understanding of the dynamic relationship between text, purpose, audience and context, across a range of modes, media and technologies.

EE11-2 analyses and experiments with language forms, features and structures of complex texts, evaluating their effects on meaning in familiar and new contexts.

EE11-3 thinks deeply, broadly and flexibly in imaginative, creative, interpretive and critical ways to respond to, compose and explore the relationships between sophisticated texts.

EE11-4 develops skills in research methodology to undertake effective independent investigation.

EE11-5 articulates understanding of how and why texts are echoed, appropriated and valued in a range of contexts.

EE11-6 reflects on and assesses the development of independent learning gained through the processes of research, writing and creativity.

# YEAR 11 FOOD TECHNOLOGY – PRELIMINARY COURSE ASSESSMENT SCHEDULE 2022

	1	2	3	
Task Date	Term 2 Week 4	Term 3 Week 2	Term 3 Week 9-10	
Syllabus Content	Food Quality	Nutrition	Entire Preliminary Course	
Task Type	Experiment and Preparation	Investigation	Preliminary Course Exam	
Outcomes	P2.2, P3.2, P4.1, P4.2, P4.4, P5.1	P2.1, P3.1, P3.2, P4.1, P4.3, P5.1	P1.1, P1.2, P2.2, P4.4, P5.1	
Components				Weighting
Knowledge and understanding of course content		10	30	40
Knowledge and skills in designing, researching, analysing and evaluating	10	10	10	30
Skills in experimenting with and preparing food by applying theoretical concepts	20	10		30
Total Weighting	30	30	40	100

## Food Technology Preliminary Course Outcomes: A Student:

- P1.1 identifies and discusses a range of historical and contemporary factors which influence the availability of particular foods
- P1.2 accounts for individual and group food selection patterns in terms of physiological, psychological, social and economic factors
- P2.1 explains the role of food nutrients in human nutrition
- P2.2 identifies and explains the sensory characteristics and functional properties of food
- P3.1 assesses the nutrient value of meals/diets for particular individuals and groups
- P3.2 presents ideas in written, graphic and oral form using computer software where appropriate.
- P4.1 selects appropriate equipment, applies suitable techniques, and utilises safe and hygienic practices when handling food
- P4.2 plans, prepares and presents foods which reflect a range of the influences on food selection
- P4.3 selects foods, plans and prepares meals/diets to achieve optimum nutrition for individuals and groups
- P4.4 applies an understanding of the sensory characteristics and functional properties of food to the preparation of food products
- P5.1 generates ideas and develops solutions to a range of food situations.

# YEAR 11 INDUSTRIAL TECHNOLOGY (TIMBER) – PRELIMINARY COURSE ASSESSMENT SCHEDULE 2022

	1	2	3	
Task Date	Term 1 Week 6	Term 2 Week 10	Term 3 Week 9-10	
Syllabus Content	Industry Study – Case Study	Preliminary Project and Portfolio	Entire Preliminary Course Content	
Task Type	Report	Production – Preliminary Project and Portfolio	Preliminary Course Exam	
Outcomes	P1.1, P1.2, P5.1, P7.1, P7.2	P2.1, P3.1, P3.2, P4.1, P4.2, P4.3, P5.2	P1.1 P1.2 P2.1, P6.1, P7.1	
Components				Weighting
Knowledge & understanding of course content	10	10	20	40
Knowledge and skills in the management, communication & production of projects	10	30	20	60
Total Weighting	20	40	40	100

## Industrial Technology Preliminary Course Outcomes: A Student:

- P1.1 describes the organisation and management of an individual business within the focus area industry
- P1.2 identifies appropriate equipment, production and manufacturing techniques, including new and developing technologies
- P2.1 describes and uses safe working practices and correct workshop equipment maintenance techniques
- P2.2 works effectively in team situations
- P3.1 sketches, produces and interprets drawings in the production of projects
- P3.2 applies research and problem-solving skills
- P3.3 demonstrates appropriate design principles in the production of projects
- P4.1 demonstrates a range of practical skills in the production of projects
- P4.2 demonstrates competency in using relevant equipment, machinery and processes
- P4.3 identifies and explains the properties and characteristics of materials/components through the production of projects
- P5.1 uses communication and information processing skills
- P5.2 uses appropriate documentation techniques related to the management of projects
- P6.1 identifies the characteristics of quality manufactured products
- P6.2 identifies and explains the principles of quality and quality control
- P7.1 identifies the impact of one related industry on the social and physical environment
- P7.2 identifies the impact of existing, new and emerging technologies of one related industry on society and the environment

# YEAR 11 JAPANESE BEGINNERS – PRELIMINARY COURSE ASSESSMENT SCHEDULE 2022

	1	2	3	
Task Date	Term 1 Week 9	Term 2 Week 8	Term 3 Week 9-10	
Syllabus Content	Understanding Texts	Interacting and Producing Texts	Entire Preliminary Course	
Task Type	Listening Task	Speaking and Writing Task	Preliminary Course Exam	
Outcomes	2.1, 2.2, 2.3, 2.4, 2.5, 2.6	1.1, 1.2, 1.3, 1.4, 3.1, 3.2, 3.3, 3.4	2.1, 2.2, 2.3, 2.4, 2.5, 2.6 3.1, 3.2, 3.3, 3.4	
Components				Weighting
Listening	30			30
Speaking		20		20
Reading			30	30
Writing		10	10	20
<b>Total Weighting</b>	<b>30</b>	<b>30</b>	<b>40</b>	<b>100</b>

## Japanese Beginners Preliminary Course Outcomes: A Student:

- 1.1 establishes and maintains communication in Japanese
- 1.2 manipulates linguistic structures to express ideas effectively in Japanese
- 1.3 sequences ideas and information
- 1.4 applies knowledge of the culture of Japanese-speaking communities to interact appropriately
- 2.1 understands and interprets information in texts using a range of strategies
- 2.2 conveys the gist of and identifies specific information in texts
- 2.3 summarises the main points of a text
- 2.4 draws conclusions from or justifies an opinion about a text
- 2.5 identifies the purpose, context and audience of a text
- 2.6 identifies and explains aspects of the culture of Japanese-speaking communities in texts
- 3.1 produces texts appropriate to audience, purpose and context
- 3.2 structures and sequences ideas and information
- 3.3 applies knowledge of diverse linguistic structures to convey information and express original ideas in Japanese
- 3.4 applies knowledge of the culture of Japanese-speaking communities to the production of texts.

## YEAR 11 LEGAL STUDIES – PRELIMINARY COURSE ASSESSMENT SCHEDULE 2022

	1	2	3	
Task Date	Term 1 Week 8	Term 2 Week 7	Term 3 Week 9-10	
Syllabus Content	The Legal System	Individual and the Law	Entire Preliminary Course	
Task Type	Annotated Media File	Research and Written Task	Preliminary Course Exam	
Outcomes	P1, P7, P8, P10	P4, P6, P8, P9	P1, P7, P8, P9, P10	
Components				Weighting
Knowledge and understanding of course content	20	20	20	60
Research	10	10		20
Communication	5	5	10	20
<b>Total Weighting</b>	<b>35</b>	<b>35</b>	<b>30</b>	<b>100</b>

### Year 11 Legal Studies Preliminary Course Outcomes:

- P1. A student identifies and applies legal concepts and terminology
- P2. A student describes the key features of Australian and international law
- P3. A student describes the operation of domestic and international legal systems
- P4. A student discusses the effectiveness of the legal system in addressing issues
- P5. A student describes the role of law in encouraging cooperation and resolving conflict, as well as initiating and responding to change
- P6. A student explains the nature of the interrelationship between the legal system and society
- P7. A student evaluates the effectiveness of the law in achieving justice
- P8. A student locates, selects and organises legal information from a variety of sources including legislation, cases, media, international instruments and documents
- P9. A student communicates legal information using well-structured responses
- P10. A student accounts for differing perspectives and interpretations of legal information and issues.



# YEAR 11 MATHEMATICS ADVANCED – PRELIMINARY COURSE ASSESSMENT SCHEDULE 2022

	1	2	3	
Task Date	Term 1 Week 9	Term 2 Week 9	Term 3 Week 9-10	
Syllabus Content	Topics Covered up to Task Date (Topics F1.1, F1.2, F1.3, F1.4)	Specific topics covered to date and related work on focus studies (Topics C1.1, C1.2, T1.1, T1.2, T2)	Entire Year 11 Course Content (Topics F1, T1, T2, C1, E1, S1)	
Task Type	Class Test	Research / Investigation Assignment	Preliminary Course Exam	
Outcomes	MA11-1, MA11-2, MA11-8, MA11-9	MA11-1, MA11-3, MA11-5, MA11-8, MA11-9	MA11-1, MA11-2, MA11-3, MA11-4, MA11-5, MA11-6, MA11-7, MA11-8, MA11-9	
Components				Weighting
Understanding, fluency and communication	20	10	20	50
Problem solving, reasoning and justification	15	15	20	50
<b>Total Weighting</b>	<b>35</b>	<b>25</b>	<b>40</b>	<b>100</b>

*Note: The outcomes listed above are correct at the time of publication of this document; however, students are advised to consult the outcomes provided through assessment notifications for each specific task through-out the year.*

## Mathematics Advanced Preliminary Course Outcomes: A Student:

- MA11-1 uses algebraic and graphical techniques to solve, and where appropriate, compare alternative solutions to problems.
- MA11-2 uses the concepts of functions and relations to model, analyse and solve practical problems.
- MA11-3 uses the concepts and techniques of trigonometry in the solution of equations and problems involving geometric shapes.
- MA11-4 uses the concepts and techniques of periodic functions in the solutions of trigonometric equations or proof of trigonometric identities.
- MA11-5 interprets the meaning of the derivative, determines the derivative of functions and applies these to solve simple practical problems.
- MA11-6 manipulates and solves expressions using the logarithmic and index laws, and uses logarithms and exponential functions to solve practical problems.
- MA11-7 uses concepts and techniques from probability to present and interpret data and solve problems in a variety of contexts, including the use of probability distributions.
- MA11-8 uses appropriate technology to investigate, organise, model and interpret information in a range of contexts.
- MA11-9 provides reasoning to support conclusions which are appropriate to the context.

# YEAR 11 MATHEMATICS STANDARD – PRELIMINARY COURSE ASSESSMENT SCHEDULE 2022

	1	2	3	
Task Date	Term 1 Week 9	Term 2 Week 9	Term 3 Week 9-10	
Syllabus Content	Topics Covered up to Task Date (Topic F1.2, A1)	Specific Topics Covered to date, including Applications & Modelling (AAM) (Topic M1, M1.1, M1.3)	Entire Preliminary Course Content	
Task Type	Class Test	Take-Home Assessment: Assignment / Investigation	Preliminary Course Exam	
Outcomes	MS11-1, MS11-2, MS11-3, MS11-4, MS11-5, MS11-6, MS11-9, MS11-10	MS11-2, MS11-3, MS11-4, MS11-7 MS11-8, MS11-9, MS11-10	MS11-1, MS11-2, MS11-3, MS11-4, MS11-5, MS11-6, MS11-7, MS11-8, MS11-9, MS11-10	
Components				Weighting
Understanding, fluency and communication	25	5	20	50
Problem solving, reasoning and justification	10	20	20	50
<b>Total Weighting</b>	<b>35</b>	<b>25</b>	<b>40</b>	<b>100</b>

*Note: The outcomes listed above are correct at the time of publication of this document; however, students are advised to consult the outcomes provided through assessment notifications for each specific task through-out the year.*

## Mathematics Standard Preliminary Course Outcomes: A Student:

- MS11-1 uses algebraic and graphical techniques to compare alternative solutions to contextual problems.
- MS11-2 represents information in symbolic, graphical and tabular form.
- MS11-3 solves problems involving quantity measurement, including accuracy and the choice of relevant units.
- MS11-4 performs calculations in relation to two-dimensional figures.
- MS11-5 models relevant financial situations using appropriate tools.
- MS11-6 makes predictions about everyday situations based on simple mathematical models.
- MS11-7 develops and carries out simple statistical processes to answer questions posed.
- MS11-8 solves probability problems involving multistage events.
- MS11-9 uses appropriate technology to investigate, organise and interpret information in a range of contexts.
- MS11-10 justifies a response to a given problem using appropriate mathematical terminology and/or calculations.

# YEAR 11 MATHS IN TRADES – PRELIMINARY COURSE ASSESSMENT SCHEDULE 2022

	1	2	3	
Task Date	Term 1 Week 9	Term 2 Week 9	Term 3 Week 7	
Syllabus Content	Topics Covered up to Task Date	Topics Covered up to Task Date	Entire Preliminary Course Content	
Task Type	Class Test	Take-Home Assessment: Assignment / Investigation	Take-Home Assessment: Assignment / Investigation	
Outcomes	MS11-1, MS11-2	MS11-3, MS11-4, MS11-5, MS11-9	MS11-3, MS11-6, MS11-7	
Components				Weighting
Understanding, fluency and communication	15	15	20	50
Problem solving, reasoning and justification	15	20	15	50
<b>Total Weighting</b>	<b>30</b>	<b>35</b>	<b>35</b>	<b>100</b>

*Note: The outcomes listed above are correct at the time of publication of this document; however, students are advised to consult the outcomes provided through assessment notifications for each specific task through-out the year.*

## Maths in Trades (Mathematics Standard Based) Preliminary Course Outcomes: A Student:

- MS11-1 uses algebraic and graphical techniques to compare alternative solutions to contextual problems.
- MS11-2 represents information in symbolic, graphical and tabular form.
- MS11-3 solves problems involving quantity measurement, including accuracy and the choice of relevant units.
- MS11-4 performs calculations in relation to two-dimensional figures.
- MS11-5 models relevant financial situations using appropriate tools.
- MS11-6 makes predictions about everyday situations based on simple mathematical models.
- MS11-7 develops and carries out simple statistical processes to answer questions posed.
- MS11-8 solves probability problems involving multistage events.
- MS11-9 uses appropriate technology to investigate, organise and interpret information in a range of contexts.
- MS11-10 justifies a response to a given problem using appropriate mathematical terminology and/or calculations.

## YEAR 11 MATHEMATICS EXTENSION 1 – PRELIMINARY COURSE ASSESSMENT SCHEDULE 2022

	1	2	3	
Task Date	Term 1 Week 10	Term 2 Week 10	Term 3 Week 9-10	
Syllabus Content	Topics Covered up to Task Date (Topics F1.1, F1.2, F1.3, F1.4)	Specific topics covered to date and related work on focus studies (Topics F2.1, F2.2, A1.1, A1.2)	Entire Year 11 Course Content	
Task Type	Class Test	Research / Investigation Assignment	Preliminary Course Exam	
Outcomes	ME11-1, ME11-2, ME11-6, ME11-7	ME11-1, ME11-2, ME11-3, ME11-6, ME11-7	ME11-1, ME11-2, ME11-3, ME11-4 ME11-5, ME11-6, ME11-7	
Components				Weighting
Understanding, Fluency and Communicating	18	12	20	50
Problem Solving, Reasoning and Justification	17	13	20	50
<b>Total Weighting</b>	<b>35</b>	<b>25</b>	<b>40</b>	<b>100</b>

*Note: The outcomes listed above are correct at the time of publication of this document; however, students are advised to consult the outcomes provided through assessment notifications for each specific task through-out the year.*

### Mathematics Extension 1 Preliminary Course Outcomes: A Student:

- ME11-1 uses algebraic and graphical concepts in the modelling and solving of problems involving functions and their inverses.
- ME11-2 manipulates algebraic expressions and graphical functions to solve problems.
- ME11-3 applies concepts and techniques of inverse trigonometric functions and simplifying expressions involving compound angles in the solution of problems.
- ME11-4 applies understanding of the concept of a derivative in the solution of problems, including rates of change, exponential growth and decay and related rates of change.
- ME11-5 uses concepts of permutations and combinations to solve problems involving counting or ordering.
- ME11-6 uses appropriate technology to investigate, organise and interpret information to solve problems in a range of contexts.
- ME11-7 communicates making comprehensive use of mathematical language, notation, diagrams and graphs.

# YEAR 11 MODERN HISTORY – PRELIMINARY COURSE ASSESSMENT SCHEDULE 2022

	1	2	3	
Task Date	Term 2 Week 5	Term 3 Week 1	Term 3 Week 9-10	
Syllabus Content	Nature of Modern History	Historical Investigation	Entire Preliminary Course	
Task Type	Source Analysis	Research and Essay/PPT	Preliminary Course Exam	
Outcomes	MH11-6, MH11-7 and MH11-10	MH11-6, MH11-7, MH11-8, MH11-9	MH11-1, MH11-2, MH11-3, MH11-4, MH11-5, MH11-9	
Components				Weighting
Knowledge & understanding of course content	15		25	40
Historical skills in the analysis and evaluation of sources and interpretations	10	5	5	20
Historical inquiry and research		20		20
Communication of historical understanding in appropriate forms	5	5	10	20
<b>Total Weighting</b>	<b>30</b>	<b>30</b>	<b>40</b>	<b>100</b>

## Modern History Preliminary Course Outcomes: A Student:

MH11-1 describes the nature of continuity and change in the modern world.

MH11-2 proposes ideas about the varying causes and effects of events and developments.

MH11-3 analyses the role of historical features, individuals, groups and ideas in shaping the past.

MH11-4 accounts for the different perspectives of individuals and groups.

MH11-5 examines the significance of historical features, people, ideas, movements, events and developments of the modern world.

MH11-6 analyses and interprets different types of sources for evidence to support an historical account or argument.

MH11-7 discusses and evaluates differing interpretations and representations of the past.

MH11-8 plans and conducts historical investigations and presents reasoned conclusions, using relevant evidence from a range of sources.

MH11-9 communicates historical understanding, using historical knowledge, concepts and terms, in appropriate and well-structured forms.

MH11-10 discusses contemporary methods and issues involved in the investigation of modern history.

## YEAR 11 MUSIC 1 – PRELIMINARY COURSE ASSESSMENT SCHEDULE 2022

	1	2	3	
Task Date	Term 2 Week 2	Term 3 Week 2	Term 3 Week 7	
Syllabus Content	Aural analysis of three jazz songs and presentation in a viva voce style. Performance of a Jazz standard.	Performance of a classical piece on an instrument of choice. Composition of a variation on performance repertoire.	Composition in mashup style. Evaluation of composition. Present. of composition portfolio.	
Task Type	Jazz Aural Analysis, Viva Voce and Performance	Classical Performance and Composition	Mashup Composition, Evaluation and Portfolio	
Outcomes	P1, P4, P6, P9, P10	P1, P2, P3, P7, P9, P10	P3, P4, P5, P6, P7, P8, P10, P11	
Components				Weighting
Performance	10	15		25
Composition		15	10	25
Aural	15		10	25
Musicology	15		10	25
<b>Total Weighting</b>	<b>40</b>	<b>30</b>	<b>30</b>	<b>100</b>

### Music 1 Preliminary Course Outcomes: A Student:

- P.1 performs music that is characteristic of the topics studied.
- P.2 observes, reads, interprets and discusses simple musical scores characteristic of topics studied.
- P.3 improvises and creates melodies, harmonies and rhythmic accompaniments for familiar sound sources reflecting the cultural and historical contexts studied.
- P.4 recognises and identifies the concepts of music and discusses their use in a variety of musical styles.
- P.5 comments on and constructively discusses performances and compositions.
- P.6 observes and discusses concepts of music in works representative of the topics studied.
- P.7 understands the capabilities of performing media, explores and uses current technologies as appropriate to the topics studied.
- P.8 identifies, recognises, experiments with and discusses the use of technology in music.
- P.9 performs as a means of self-expression and communication.
- P.10 demonstrates a willingness to participate in performance, composition, musicology and aural activities.
- P.11 demonstrates a willingness to accept and use constructive criticism.

# YEAR 11 NUMERACY – PRELIMINARY COURSE ASSESSMENT SCHEDULE 2022

	1	2	3	
Task Date	Term 1 Week 9	Term 2 Week 8	Term 3 Week 7	
Syllabus Content	Topics Covered up to Task Date (Topics F1.1, F1.2, F1.3, F1.4)	Specific topics covered to date and related work on focus studies (Topics F2.1, F2.2, A1.1, A1.2)	Entire Year 11 Course Content	
Task Type	Research / Investigation Assignment	Research / Investigation Assignment	Research / Investigation Assignment	
Outcomes	N6-1.1, N6-1.2, N6-2.1, N6-3.1	N6-1.1, N6-2.2, N6-2.3, N6-3.2	N6-1.2, N6-1.3, N6-2.2	
Components				Weighting
Understanding, Fluency and Communicating	18	12	20	50
Problem Solving, Reasoning and Justification	17	13	20	50
<b>Total Weighting</b>	<b>35</b>	<b>25</b>	<b>40</b>	<b>100</b>

*Note: The outcomes listed above are correct at the time of publication of this document; however, students are advised to consult the outcomes provided through assessment notifications for each specific task through-out the year.*

## Numeracy Preliminary Course Outcomes: A Student:

N6-1.1: recognises and applies functional numeracy concepts in practical situations, including personal and community, workplace and employment, and education and training contexts

N6-1.2: applies numerical reasoning and mathematical thinking to clarify, efficiently solve and communicate solutions to problems

N6-1.3: determines whether an estimate or an answer is reasonable in the context of a problem, evaluates results and communicates conclusions

N6-2.1: chooses and applies appropriate operations with whole numbers, familiar fractions and decimals, percentages, rates and ratios to analyse and solve everyday problems

N6-2.2: chooses and applies efficient strategies to analyse and solve everyday problems involving metric relationships, distance and length, area, volume, time, mass, capacity and temperature

N6-2.3: chooses and applies efficient strategies to analyse and solve everyday problems involving data, graphs, tables, statistics and probability

N6-2.4: chooses and applies efficient strategies to analyse and solve everyday problems involving money and finance

N6-2.5: chooses and applies efficient strategies to analyse and solve everyday problems involving location, space and design

N6-3.1: chooses and uses appropriate technology to access, organise and interpret information in a range of practical personal and community, workplace and employment, and education and training contexts

N6-3.2: chooses and uses appropriate technology to analyse and solve problems, represent information and communicate solutions in a range of practical contexts.

## YEAR 11 PDHPE – PRELIMINARY COURSE ASSESSMENT SCHEDULE 2022

	1	2	3	
Task Date	Term 2 Week 1	Term 2 Week 9	Term 3 Week 9-10	
Syllabus Content	Option 1: First Aid and Sports Injuries Option 2: Fitness Choices	Core 1: Better Health for Individuals	Core 1: Better Health for Individuals Core 2: Body In Motion Option 1: First Aid and Sports Injuries Option 2: Fitness Choices	
Task Type	Research Task	Written Response	Preliminary Course Exam	
Outcomes	P5, P6, P12, P17	P1, P2, P3, P4, P5	P7, P8, P9, P10, P11, P15, P16	
Components				Weighting
Knowledge & understanding of course content		10	30	40
Skills in influencing pers. and comm. health-taking action	20	20		30
Skills in critical thinking, research and analysis	20			30
Total Weighting	40	30	30	100

### PDHPE Preliminary Course Outcomes: A Student:

- P1 identifies and examines why individuals give different meanings to health.
- P2 explains how a range of health behaviours affect an individual's health.
- P3 describes how an individual's health is determined by a range of factors.
- P4 evaluates aspects of health over which individuals can exert some control.
- P5 describes factors that contribute to effective health promotion.
- P6 proposes actions that can improve and maintain an individual's health.
- P7 explains how body systems influence the way the body moves.
- P8 describes the components of physical fitness and explains how they are monitored.
- P9 describes biomechanical factors that influence the efficiency of the body in motion.
- P10 plans for participation in physical activity to satisfy a range of individual needs.
- P11 assesses and monitors physical fitness levels and physical activity patterns.
- P12 demonstrates strategies for the assessment, management and prevention of injuries in first aid settings.
- P15 forms opinions about health-promoting actions based on a critical examination of relevant information.
- P16 uses a range of sources to draw conclusions about health and physical activity concepts.
- P17 analyses factors influencing movement and patterns of participation.



# YEAR 11 PHOTOGRAPHY, VIDEO AND DIGITAL IMAGING – PRELIMINARY COURSE ASSESSMENT SCHEDULE 2022

	1	2	3	
Task Date	Term 1 Week 10	Term 2 Week 9	Term 3 Week 7	
Syllabus Content / Components	Making	Historical & Critical	Making, Historical & Critical	
Task Type	Portfolio of Experimental Works	Extended Written Piece	Submitted Photography with Oral Presentation	
Outcomes	M1, M3, M4, M5, M6	M1, M3, M4, M5, M6, CH2, CH3	M1, M2, M4, M5, CH3	
Components				Weighting
Art Making	20		30	50
Historical	5	15	5	25
Critical	5	15	5	25
<b>Total Weighting</b>	<b>30</b>	<b>30</b>	<b>40</b>	<b>100</b>

## Photography, Video and Digital Imaging Preliminary Course Outcomes: A Student:

M1 generates a characteristic style that is increasingly self-reflective in their photographic and/or video and/or digital practice

M2 explores concepts of artist/photographer, still and moving works, interpretations of the world and audience response, in their making of still and/or moving works

M3 investigates different points of view in the making of photographs and/or videos and/or digital images

M4 generates images and ideas as representations/simulations in the making of photographs and/or videos and/or digital images

M5 develops different techniques suited to artistic intentions in the making of photographs and/or videos and/or digital images

M6 takes into account issues of Work Health and Safety in the making of photographs and/or videos and/or digital works

CH1 generates in their critical and historical practice ways to interpret and explain photography and/or video and/or digital imaging

CH2 investigates the roles and relationships among the concepts of artist, work, world and audience in critical and historical investigations

CH3 distinguishes between different points of view and offers interpretive accounts in critical and historical studies

CH4 explores ways in which histories, narratives and other accounts can be built to explain practices and interests in the fields of photography and/or video and/or digital imaging

CH5 recognises how photography and/or video and/or digital imaging are used in various fields of cultural production.

# YEAR 11 SPORT, LIFESTYLE AND RECREATION – PRELIMINARY COURSE ASSESSMENT SCHEDULE 2022

	1	2	3	
Task Date	Term 1 Week 7	Term 2 Week 9	Term 3 Week 9-10	
Syllabus Content	Games and Sports Applications	Outdoor Recreation	Entire Preliminary Course	
Task Type	Sports Management Assignment	Research / Presentation	Preliminary Course Exam	
Outcomes	1.1, 1.2, 1.3, 2.1, 3.1, 4.3	1.3, 1.4 2.3, 3.6 4.1	1.5, 2.4, 2.5, 3.3, 3.7	
Components				Weighting
Knowledge and understanding			40	40
Skills in influencing personal and comm. health and taking action to improve participation & performance	15	15		30
Skills in critical thinking, research and analysis	15	15		30
<b>Total Weighting</b>	<b>30</b>	<b>30</b>	<b>40</b>	<b>100</b>

## SLR Preliminary Course Outcomes: A Student:

- |   |   |
|---|---|
| 1.1 applies the rules and conventions that relate to participation in a range of physical activities      | 3.3 measures and evaluates physical performance capacity  |
| 1.2 explains the relationship between physical activity, fitness and healthy lifestyle                    | 3.4 composes, performs and appraises movement   |
| 1.3 demonstrates ways to enhance safety in physical activity  | 3.5 analyses personal health practices  |
| 1.4 investigates and interprets the patterns of participation in sport and physical activity in Australia | 3.6 assesses and responds appropriately to emergency care situations  |
| 1.5 critically analyses the factors affecting lifestyle balance and their impact on health status         | 3.7 analyses the impact of professionalism in sport   |
| 1.6 describes administrative procedures that support successful performance outcomes                      | 4.1 plans strategies to achieve performance goal  |
| 2.1 explains the principles of skill development and training   | 4.2 demonstrates leadership skills and a capacity to work cooperatively in movement context                       |
| 2.2 analyses the fitness requirements of specific activities  | 4.3 makes strategic plans to overcome the barriers to personal and community health                               |
| 2.3 selects and participates in physical activities that meet individual needs, interests and abilities   | 4.4 demonstrates competence and confidence in movement contexts   |
| 2.4 describes how societal influences impact on the nature of sport in Australia                          | 4.5 recognises the skills and abilities required to adopt roles that support health, safety and physical activity |
| 2.5 describes the relationship between anatomy, physiology and performance                                | 5.1 accepts responsibility for personal and community health  |
| 3.1 selects appropriate strategies and tactics for success in a range of movement contexts                | 5.2 willingly participates in regular physical activity   |
| 3.2 designs programs that respond to performance needs  | 5.3 values the importance of an active lifestyle  |
|   | 5.4 values the features of a quality performance  |
|   | 5.5 strives to achieve quality in personal performance.   |

## YEAR 11 VISUAL ARTS – PRELIMINARY COURSE ASSESSMENT SCHEDULE 2022

	1	2	3	
<b>Task Date</b>	Term 2, Week 7 (Notification: Term 1 Week 2)	Term 3, Week 7 (Notification: Term 2 Week 8)	Term 3 Week 9-10	
<b>Syllabus Content</b>	Art Making, History and Criticism – Documenting Practice	Art Making – Investigating Art Making Practice	Entire Preliminary Course Content	
<b>Task Type</b>	Site specific works and 2D studies	Ceramic/3D/Installation	Preliminary Course Exam	
<b>Outcomes</b>	P1, P3, P9, P10	P8, P9	P7, P8, P9, P10	
<b>Components</b>				<b>Weighting</b>
Artmaking	20	30		<b>50</b>
Art Criticism and Art History	10		40	<b>50</b>
<b>Total Weighting</b>	<b>30</b>	<b>30</b>	<b>40</b>	<b>100</b>

### Visual Arts Preliminary Course Outcomes: A Student:

- P1 explores the conventions of practice in artmaking.
- P2 explores the roles and relationships between the concepts of artist, artwork, world and audience.
- P3 identifies the frames as the basis of understanding expressive representation through the making of art.
- P4 investigates subject matter and forms as representations in artmaking.
- P5 investigates ways of developing coherence and layers of meaning in the making of art.
- P6 explores a range of material techniques in ways that support artistic intentions.
- P7 explores the conventions of practice in art criticism and art history.
- P8 explores the roles and relationships between concepts of artist, artwork, world and audience through critical and historical investigations of art.
- P9 identifies the frames as the basis of exploring different orientations to critical and historical investigations of art.
- P10 explores ways in which significant art histories, critical narratives and other documentary accounts of the visual arts can be constructed.



# VOCATIONAL EDUCATION



# INTRODUCTION

## Vocational Education and Training (VET) Courses

Vocational Education and Training (VET) courses are offered as part of the Higher School Certificate (HSC) or Record of School Achievement (RoSA). VET courses are designed to deliver workplace-specific skills and knowledge and cover a wide range of careers and industries. VET courses for secondary students are developed by NSW Educational Standards Authority (NESA) and are based on national training packages.

VET courses allow students to gain both HSC or RoSA qualifications and a national qualification or a statement of attainment recognised throughout Australia as part of the Australian Qualification Framework (AQF). These qualifications are widely recognised by industry, employers and tertiary training providers and universities and will assist students to progress to various education and training sectors and employment.

Public Schools NSW, Ultimo is accredited as a Registered Training Organisation (RTO 90072) to deliver and assess VET qualifications to secondary students.

It is mandatory for all students studying a VET course to create a Unique Student Identifier (USI) upon enrolment. Students will require a form of identification for the creation of the USI. Examples include a Medicare Card, Australian Birth Certificate, Driver's License or a valid Passport.

Competency-based training is based on performance standards that have been set by industry. Assessment in all VET courses is competency based. The student is assessed on what they can do (the skills) and what they know (the knowledge) that will equip them in the workplace. Students are either deemed "competent" or "not yet competent" by the teacher. Students who have successfully achieved competency will have the skills and knowledge to complete workplace activities in a range of different situations and environments, to an industry standard of performance expected in the workplace.

Competency-based assessment materials are designed to ensure each learner has achieved all the outcomes (skills and knowledge) to the level expected in the qualification. Students in VET courses must be able to demonstrate competence regardless of disability. Students will receive documentation showing any competencies achieved for the VET course undertaken.

**If the student has already completed part of the course elsewhere, or have previous life or work experience in the relevant industry, he or she may be eligible for Recognition of Prior Learning (RPL) for part of the course, or for 35 Hours work placement in the HSC course. The student does not have to repeat the training or assessment but must produce evidence of competence (which may be demonstrated during a skills and knowledge assessment). The VET committee consisting of the VET teacher, VET Coordinator and a member of the senior executive will determine if the student is eligible.**

If a student has completed a unit of competency with another RTO and the student can supply evidence of the same or an equivalent competency, credit transfer is awarded (common examples include a white card course, first aid certificate or a barista course).

- Early commencement of Stage 6 VET courses - Students completing Early Commencement of Stage 6 courses in Year 10 will need to complete course requirements in addition to addressing all requirements for the RoSA, including 400 hours of elective study. The principles of *HSC: All My Own Work* apply to all Stage 6 VET courses, including early commencement in Stage 5. (NB

Early commencement of Stage 6 is recommended for Year 10 students only, please refer to the Preliminary and HSC Assessment booklets for additional information.)

Include for Stage 6 (including early commencement of Stage 6):

Board Developed VET courses (also known as Industry Curriculum Frameworks) are classified as Category B subjects and ONLY ONE can contribute to the calculation of the Australian Tertiary Admission Rank (ATAR). These courses have an optional HSC examination. Students wishing to include a VET course in the ATAR calculation must sit the HSC examination after they have completed a minimum of 4 Preliminary and/or HSC units.

Board Developed VET courses have specified workplace requirements and include 70 hours of industry specific mandatory work placement or simulated workplace hours as determined by NESA.

Stage 6 Board Endorsed VET Courses count towards the HSC or RoSA but do not have HSC examinations therefore do not count in the calculation of the ATAR. Board Endorsed VET Courses have mandatory or recommended industry specific work placement.

Due to the specific requirements of a VET course it is recommended students speak to the VET Coordinator or Careers Adviser before choosing the course to ensure they are fully aware of the requirements and the course is suitable for their individual needs, knowledge and skills.

## **NSW Educational Standards Authority (NESA) requirements**

- Students undertaking a VET course must meet the requirements of NESA for the award of the Higher School Certificate along with the requirements of the AQF for the award of a certificate of attainment or statement of attainment. **(DUAL ACCREDITATION)**
- NESA has mandated work placement as a requirement of the HSC. Students must achieve the hours of work placement required for the course undertaken.

*Students will have signed a 'Confirmation of Entry' of this as part of their NESA enrolment*

## **Recognition of Prior Learning (RPL)**

Recognition of Prior Learning is a way of giving students an opportunity to demonstrate their skills and understanding, taking into account when, where and how learning was undertaken. By undertaking the process individuals can gain credit towards a qualification based on achievements. Workplace Learning is the most common area to RPL for secondary students, however RPL should not be limited to this aspect only if competency is evidenced. Prior learning which is relevant to the course should be recognised within the context of the qualification being sought.

Acceptable forms of evidence:

- relevant documentation from a recognised RTO e.g. competency records
- references from previous employers
- work samples

*The JBHS VET coordinator can provide the forms and more details of the recognition process.*

### **Optional HSC Examination**

- The optional Higher School Certificate (HSC) examination for Industry Curriculum Framework (240 hours) courses will involve a written examination made up of multiple-choice items, short answers and extended response items. The length of all framework examinations is 2 hours.
- The examination is independent of the competency-based assessment undertaken during the course and has no impact on the eligibility of a student to receive AQF qualifications.
- Students are automatically enrolled for the examination. Should students choose to withdraw they must have signed consent from their parents.

*The JBHS VET coordinator can provide the forms and more details of the optional HSC Examination process.*

### **Competency based assessment**

- VET courses are competency based. This requires students to develop the competencies, skills and knowledge described by each unit of competency.
- Students must demonstrate to a qualified assessor that they can effectively carry out the various tasks to the standard required in the appropriate industry to be assessed as competent.
- Demonstrating competence means that you can consistently perform the task or show an understanding to the level required by the industry standards.
- When you successfully demonstrate your competence against a particular standard you will be judged as "competent". There is no pass/fail. You are either "competent" or "not yet competent".
- The units of competency you achieve will lead to an AQF qualification or Statement of Attainment.
- Assessment is the process of identifying, gathering and interpreting information about students learning.
- The key purposes of assessment in the H.S.C. are to provide information on student achievement and progress in each course in relation to the syllabus standards and to report on the standard of performance attained at the end of the course.
- Teachers will usually organise a number of chances for students to demonstrate a competency.
- You may seek further opportunities to demonstrate those competencies but these need to occur without disruption to the work of fellow students.



- Assessment tasks in the VET courses follow the same rules and procedures as other Preliminary/ HSC courses. However, assessment marks are only used in the case of illness or misadventure for the optional HSC exam
- The final assessment must cover all the course objectives including those objectives measured by the HSC examination.
- All students are expected to carry out all the assessment tasks in each course.
- N Awards are still awarded for non-completion of assessment tasks and non-serious attempts at tasks.

*In the case of VET courses, assessment can span over the Preliminary and HSC course without distinction between the two courses of study.*

## Assessment Schedules

- All assessments in VET Frameworks are continuous.

## Appeals

If you believe that you have not been fairly assessed you have a right of appeal.

Students have the right to lodge an appeal against the assessment of their competency on the following grounds:

- The assessment process did not provide them with a fair and reasonable opportunity to demonstrate their competency.
  - They were not informed in advance of the conditions and method of assessment.
  - The process used was discriminatory in some way.
  - They were ill or suffered misadventure at the time of assessment {must be supported by a medical certificate or appropriate documentation}.
- **If you believe you have not been assessed fairly you should firstly**
    - discuss it with your class teacher
  - **if still not satisfied**
    - discuss it with the Head Teacher and/or School VET Coordinator within 10 days of the warning letter
  - **If still not satisfied**
    - Discuss with the school Principal. A decision on an appeal will be made by the Appeals Committee consisting of the relevant Head Teacher, Year Adviser and Deputy Principal.
  - **If still not satisfied**
    - Write to the Chief Executive of the Registered Training Organisation.

Formal appeals need to be based on identified problems with the assessment process rather than an unsuccessful assessment result. The student lodges a formal appeal in writing to the Principal. Appeals must be lodged within 5 days from the date of assessment. The school must deal with the appeal in ten working days. See flow chart on the following page.

*The JBHS VET coordinator can provide the forms and more details about the appeals process.*

## **Work Placement**

- Students in Industry Curriculum Framework courses must complete work placement of up to 70 hours for a 2 unit x 2 year course (240 hours). Additional hours are required for any extension courses - typically 35 hours for 120 hours of HSC credit.

*In VET courses offered at JBHS, work placement is compulsory for all students. This is a NESA requirement.*

- If you are working or have recently worked in a related casual job, then paid work can contribute to meeting part of your work placement requirement.
- Students on work placement are not paid.
- Work placement is organised for you through a work placement service, set up to coordinate the placement of students, known as SOUTH WEST CONNECT.
- Students cannot attend work placement without the appropriate signed documentation. Work placements cannot be guaranteed in the Liverpool Area.
- Students can find their own Work Placement, however, this is NOT encouraged. All details must be forwarded to the VET Coordinator for checking at least 6 weeks prior to Work Placement.

## **Competency Checklists**

- A checklist is provided so students can mark off when competencies are taught within the class.
- Students have access to competency sheets either in the classroom or via the intranet and NESA.



**Education**

**ULTIMO 90072**  
**CONSTRUCTION CATEGORY B BOARD DEVELOPED COURSE ASSESSMENT SCHEDULE**

**Preliminary Year 2021 - HSC 2022**

QUALIFICATION: CPC20211 Certificate II in Construction Pathways  
 Training Package: CPC08 Construction, Plumbing and Services (version 9.7)

**NESA course code**  
 2 U X 2 YR - 26201  
**2021 HSC Exam:**  
 26299  
**LMBR UI Code:**  
 (11 OR 12)  
**CPC20211526201B**

TERM	Unit Code	Units Of Competency	AQF CORE / ELECTIVE	HSC STATUS	HSC INDICATIVE Hrs.	Assessment Task Cluster & Method of Assessment	HSC requirements Exam estimate mark & weighting to total 100%
Term 1	7 PRELIMINARY UOCs						240 Indicative Hours over 2 years  50% Preliminary Exam (Term 3 Wks9-10 2021) 35 hrs. Work placement
	CPCCWHS1001	Prepare to work safely in the construction industry	C	M	10	Cluster A – SafeWork NSW WHS Induction Written Test	
Term 1/2	CPCCCM1013A CPCCOHS2001A	Plan and organise work Apply OHS requirements, policies and procedures in the construction industry	C C	M M	10 15	Cluster B - Small project, Oil Stone Case or Concrete Float Practical, Teacher observations and written test.	
Term 2/3	CPCCCA2002B CPCCCA2011A	Use carpentry tools and equipment Handle carpentry materials	E E	M E	20 20	Cluster C - Tool box, Saw Horse or BBQ table Practical, Teacher observations and written test.	
Term 2/3 Work placement	CPCCCM1014A CPCCCM1012A	Conduct workplace communication Work effectively and sustainably in the construction industry	C C	E M	10 25	Cluster D – Skills in Action Observations, portfolio and written test	
Terms 4/5	7 HSC UOCs						35 hrs. Work placement  50% Trial HSC Exam (Term 2 Wks5-6 2022) The final estimate exam mark will only be used as the optional HSC exam mark in the event of misadventure. This mark should be derived from either one or two formal exams. The calculation of the estimate is a school decision.
	CPCCCA2003A	Erect and dismantle formwork for footings and slabs on ground	E	E	25	Cluster E - School Project – Concreting Practical, Teacher observations and written test.	
	CPCCCM2006B	Apply basic levelling procedures	E	E	15	* Training can be undertaken from term 1 onwards to develop student skills and collect evidence to contribute to assessment	
	CPCCCM1015A	Carry out measurements and calculations	C	M	20		
	CPCCCO2013A	Carry out concreting to simple forms	E	E	20		
	CPCCCM2001A	Read and interpret plans and specifications	C	M	20		
Terms 6/7	CPCCWF2001A CPCCWF2002A	Handle wall and floor tiling materials Use wall and floor tiling tools and equipment	E E	E E	25 10	Cluster F – Wall and Floor Tiling Practical, Teacher observations and written test	
NESA requires students to study a minimum of 240 hours to meet Preliminary and HSC requirements.				Total hours	235- 245	Units of competency from the HSC focus areas will be included in the optional HSC examination.	

Updated 2022-2023 Assessment Schedule will be distributed when it is published by the NSW DoE. Use this schedule as a guide only.



**Education**

PUBLIC SCHOOLS NSW ULTIMO RTO 90072

HOSPITALITY- KITCHEN OPERATIONS CATEGORY B BOARD DEVELOPED COURSE ASSESSMENT SCHEDULE

Preliminary Year 2022 - HSC 2023

QUALIFICATION: SIT20416 Certificate II in Kitchen Operations  
Training Package: SIT Tourism, Travel and Hospitality (Release 1.2)

**NESA course code**  
2 U X 2 YR - 26511  
**HSC Exam:** 26587  
**LMBR code**  
(11 OR 12)  
**SIT20416126511B**

TERM	Unit Code	Units Of Competency	AQF CORE / ELECTIVE	HSC STATUS	HSC Hrs.	Assessment Task Cluster & Methods of Assessment	HSC requirements Exam estimate mark & weighting to total 100%
Term 1	9 PRELIMINARY UOCs					Evidence will be collected during Preliminary and HSC Course for the unit of competency <i>SITHCCC011 Use cookery skills effectively</i>	240 Indicative Hours over 2 years
	SITXFSA001	Use hygienic practices for food safety	C	M	10	<b>Cluster A: Getting Ready for Work</b> Written task/scenario, case study & observation of practical work	50% Prelim Yearly Exam
	SITXWHS001	Participate in safe work practices	C	M	15		
	SITHCCC003	Prepare and present sandwiches	E	E	20		
Term 2	SITXFSA002	Participate in safe food handling practices	E	S	15	<b>Cluster B: Sustainable Kitchen Practices</b> Scenario, Written task, Observation of practical work	35 hrs Work placement
	BSBSUS201	Participate in environmentally sustainable work practices	E	E	15		
	SITHCCC002	Prepare and present simple dishes	E	E	20		
Term 3	SITHKOP001	Clean kitchen premises and equipment	C	S	10	<b>Cluster C: Maintain a Clean &amp; Safe Kitchen</b> Written task, Observation of practical work including temperature checks & completion of HACCP documentation.	50% Trial HSC Exam
	SITHCCC001	Use food preparation equipment	C	S	20		
	SITXINV002	Maintain the quality of perishable items	C	E	5		
Terms 4 - 6	5 HSC UOCs						35 hrs Work placement
	SITHCCC005	Prepare dishes using basic methods of cookery	C	S	40	<b>Cluster D: Quality Café Meals</b> Written task & observation of practical work Portfolio of evidence including service periods. NOTE: person with THREE years' Industry Experience must be involved in assessment.	The final estimate exam mark will only be used as the optional HSC exam mark in the event of misadventure. This mark should be derived from either one or two formal exams. The calculation of the estimate is a school decision.
	SITHCCC006	Prepare appetisers and salads	E	E	25		
	SITHCCC011	Use cookery skills effectively	C	E	20		
	Terms 6 & 7	BSBWOR203	Work effectively with others	C	M	15	
SITHIND002		Source and use information on the hospitality industry	E	M	20		
NESA requires students to study a minimum of 240 hours to meet Preliminary and HSC requirements.			Total Hours 240			Units of competency from the HSC focus areas will be included in the optional HSC examination.	

# TERM PLANNER



Use this to help you plan the work required throughout the courses. Ensure that you,

- give each task time
- plan what is required
- clarify with the head teacher, check with the teacher for assistance
- ask for feedback.

# Term 1

Week / Subject								
1								
2								
3								
4								
5								
6								
7								
8								
9								
10								

# Term 2

Week / Subject								
1								
2								
3								
4								
5								
6								
7								
8								
9								
10								

## Term 3

Week / Subject									
1									
2									
3									
4									
5	ASSESSMENT FREE WEEK								
6	ASSESSMENT FREE WEEK								
7									
8	ASSESSMENT FREE WEEK								
9	EXAMS								
10	EXAMS								



